

Next Generation Tools By



TCT
BAND SAW
BLADE

New Edge of Technology
DIAMOND
TECHNOLOGY

Awe-inspiring
Precision &
Performance

BRAZE - REPLACEABLE - PCD
Wood Working Tools

The Sign Of Excellence

Next Generation Tools By



The Company, Yash Tooling System is setting new Benchmarks in tools' designing, manufacturing and overall quality operations. With introduction of these tools with Replaceable Knives, Yash now has the distinction of being the first Indian company to undertake manufacturing of such international quality products. In the late nineties, Brazed tools market was teeming with various manufacturers, yash though being late entrant – acquired a position of premium brand very quickly. Still the quality brazed tools users always prefer Yash over any other product. Yash uses the best European machinery & processes to manufacture its products, with highest quality raw material. In short, Brazed or Replaceable, Yash tools are powered to give unbeatable performance and a long – long working life.

To win the markets, you have to do something extra – ordinary. Yash helps you achieve that. Your wood-work and panel jobs can be crafted so meticulously and consistently qualitatively that your product stand apart from the crowd, making you a winner of the customer choice. Yash Symbolises ultimate quality. Such highly dependable and systematically precision tools, till now were possible with imported brands only. Now you have it here in 'Yash', that too at comparably lower cost and with reliable supply and service support.

INNOVATIVE TOOLS FOR WOOD WORKING INDUSTRIES

Our In House Machine Facility

For

ENHANCE QUALITY | BETTER PERFORMANCE | UN BEATABLE PRICE
FASTEST DELIVERY | AFTER SALES & SERVICE



PCD Grinding



CNC Balancing Machine



Profile Grinding



CNC Profile Grinding




Induction Brazing




CNC Vertical Milling



CNC Turning





BRAZE

Wood Working Tools

Grooving Cutter
BRAZE

05




Finger Joint Cutter
BRAZE

49




Planning Cutter
BRAZE

08




Profile Cutter
BRAZE

50



Counter Profile Counter
BRAZE

09



Cutter Head Set Railing Cutter
BRAZE

63



Raised Panel Cutter
BRAZE

18



Handle Profile Cutter
Half Round Cutter
BRAZE

65



Cutter Head Set for Door
BRAZE

22



Wall Paneling

70



Cutter Head-Set T&G
BRAZE

30



Wooden Leg Mfg.
Machines & Cutter

77



Glue Joint Cutter
BRAZE

44




Tenoning Cutter &
UVPC

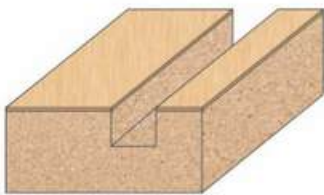
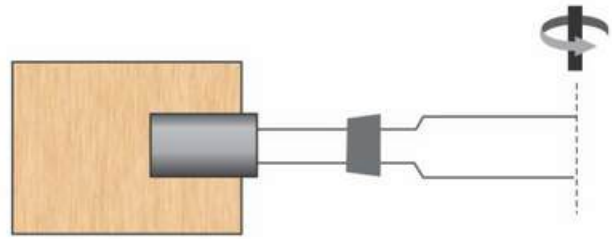
75



GROOVING CUTTER T.C.T (BRAZED) - YTB 1



Technical Drawing :



Technical Details :

Used On : Spindle Moulder Machines

Application :

Brazed Cutter For Good Grooving On Soft & Hard Wood And MDF. This Cutter Grooving & Rebating In Job From 4mm to 38 mm

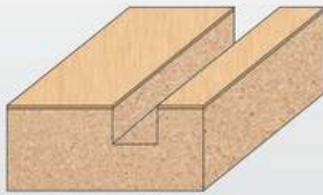
| YTB 1 | | DIA-100 | | | | |
|------------|-----|-----------|------|-------|----|-------|
| ORDER CODE | DIA | THICKNESS | BORE | | | TEETH |
| YTB 1 101 | 100 | 4 | 30 | 31.75 | 35 | 6 |
| YTB 1 102 | 100 | 6 | 30 | 31.75 | 35 | 6 |
| YTB 1 103 | 100 | 8 | 30 | 31.75 | 35 | 6 |
| YTB 1 104 | 100 | 9 | 30 | 31.75 | 35 | 6 |
| YTB 1 105 | 100 | 10 | 30 | 31.75 | 35 | 6 |
| YTB 1 106 | 100 | 12 | 30 | 31.75 | 35 | 6 |
| YTB 1 107 | 100 | 15 | 30 | 31.75 | 35 | 6 |
| YTB 1 108 | 100 | 18 | 30 | 31.75 | 35 | 6 |
| YTB 1 109 | 100 | 20 | 30 | 31.75 | 35 | 6 |
| YTB 1 110 | 100 | 22 | 30 | 31.75 | 35 | 6 |
| YTB 1 111 | 100 | 25 | 30 | 31.75 | 35 | 6 |
| YTB 1 112 | 100 | 30 | 30 | 31.75 | 35 | 6 |
| YTB 1 113 | 100 | 35 | 30 | 31.75 | 35 | 6 |
| YTB 1 114 | 100 | 38 | 30 | 31.75 | 35 | 6 |

| YTB 1 | | DIA-125 | | | | |
|------------|-----|-----------|------|-------|----|-------|
| ORDER CODE | DIA | THICKNESS | BORE | | | TEETH |
| YTB 1 115 | 125 | 4 | 30 | 31.75 | 35 | 6 |
| YTB 1 116 | 125 | 6 | 30 | 31.75 | 35 | 6 |
| YTB 1 117 | 125 | 8 | 30 | 31.75 | 35 | 6 |
| YTB 1 118 | 125 | 9 | 30 | 31.75 | 35 | 6 |
| YTB 1 119 | 125 | 10 | 30 | 31.75 | 35 | 6 |
| YTB 1 120 | 125 | 12 | 30 | 31.75 | 35 | 6 |
| YTB 1 121 | 125 | 15 | 30 | 31.75 | 35 | 6 |
| YTB 1 122 | 125 | 18 | 30 | 31.75 | 35 | 6 |
| YTB 1 123 | 125 | 20 | 30 | 31.75 | 35 | 6 |
| YTB 1 124 | 125 | 22 | 30 | 31.75 | 35 | 6 |
| YTB 1 125 | 125 | 25 | 30 | 31.75 | 35 | 6 |
| YTB 1 126 | 125 | 30 | 30 | 31.75 | 35 | 6 |
| YTB 1 127 | 125 | 35 | 30 | 31.75 | 35 | 6 |
| YTB 1 128 | 125 | 38 | 30 | 31.75 | 35 | 6 |

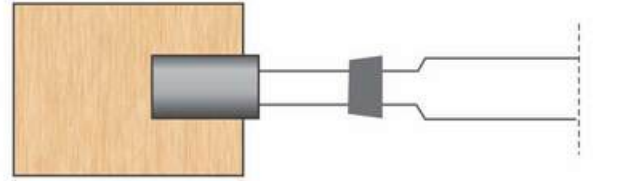
| YTB 1 | | DIA-150 | | | | |
|------------|-----|-----------|------|-------|----|-------|
| ORDER CODE | DIA | THICKNESS | BORE | | | TEETH |
| YTB 1 129 | 150 | 4 | 30 | 31.75 | 35 | 6 |
| YTB 1 130 | 150 | 6 | 30 | 31.75 | 35 | 6 |
| YTB 1 131 | 150 | 8 | 30 | 31.75 | 35 | 6 |
| YTB 1 132 | 150 | 9 | 30 | 31.75 | 35 | 6 |
| YTB 1 133 | 150 | 10 | 30 | 31.75 | 35 | 6 |
| YTB 1 134 | 150 | 12 | 30 | 31.75 | 35 | 6 |
| YTB 1 135 | 150 | 15 | 30 | 31.75 | 35 | 6 |
| YTB 1 136 | 150 | 18 | 30 | 31.75 | 35 | 6 |
| YTB 1 137 | 150 | 20 | 30 | 31.75 | 35 | 6 |
| YTB 1 138 | 150 | 22 | 30 | 31.75 | 35 | 6 |
| YTB 1 139 | 150 | 25 | 30 | 31.75 | 35 | 6 |
| YTB 1 140 | 150 | 30 | 30 | 31.75 | 35 | 6 |
| YTB 1 141 | 150 | 35 | 30 | 31.75 | 35 | 6 |
| YTB 1 142 | 150 | 38 | 30 | 31.75 | 35 | 6 |

| YTB 1 | | DIA-200 | | | | |
|------------|-----|-----------|------|-------|----|-------|
| ORDER CODE | DIA | THICKNESS | BORE | | | TEETH |
| YTB 1 143 | 200 | 4 | 30 | 31.75 | 35 | 8 |
| YTB 1 144 | 200 | 6 | 30 | 31.75 | 35 | 8 |
| YTB 1 145 | 200 | 8 | 30 | 31.75 | 35 | 8 |
| YTB 1 146 | 200 | 9 | 30 | 31.75 | 35 | 8 |
| YTB 1 147 | 200 | 10 | 30 | 31.75 | 35 | 8 |
| YTB 1 148 | 200 | 12 | 30 | 31.75 | 35 | 8 |
| YTB 1 149 | 200 | 15 | 30 | 31.75 | 35 | 8 |
| YTB 1 150 | 200 | 18 | 30 | 31.75 | 35 | 8 |
| YTB 1 151 | 200 | 20 | 30 | 31.75 | 35 | 8 |
| YTB 1 152 | 200 | 22 | 30 | 31.75 | 35 | 8 |
| YTB 1 153 | 200 | 25 | 30 | 31.75 | 35 | 8 |
| YTB 1 154 | 200 | 30 | 30 | 31.75 | 35 | 8 |
| YTB 1 155 | 200 | 35 | 30 | 31.75 | 35 | 8 |
| YTB 1 156 | 200 | 38 | 30 | 31.75 | 35 | 8 |

Grooving Cutter For Spindel Moulder M/C T.C.T (Braze) - YTB 2



Technical Drawing :



Technical Details :

Used On : Spindle Moulder Machines

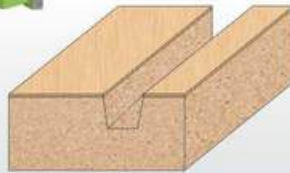
Application :

Brazed Cutter For Good Grooving On Soft & Hard Wood And MDF Wood This Cutter Grooving & Rebating In Job Form 4mm to 18 mm

| YTB 2 | | TEETH-12 | | | | |
|------------|-----|-----------|------|-------|----|-------|
| ORDER CODE | DIA | THICKNESS | BORE | | | TEETH |
| YTB 2 101 | 150 | 6 | 30 | 31.75 | 35 | 12 |
| YTB 2 102 | 150 | 8 | 30 | 31.75 | 35 | 12 |
| YTB 2 103 | 150 | 9 | 30 | 31.75 | 35 | 12 |
| YTB 2 104 | 150 | 10 | 30 | 31.75 | 35 | 12 |
| YTB 2 105 | 150 | 12 | 30 | 31.75 | 35 | 12 |
| YTB 2 106 | 150 | 15 | 30 | 31.75 | 35 | 12 |
| YTB 2 107 | 150 | 18 | 30 | 31.75 | 35 | 12 |

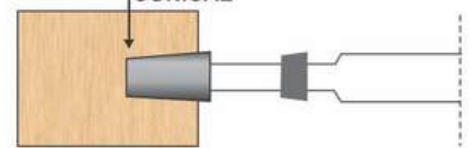
| YTB 2 | | TEETH-16 | | | | |
|------------|-----|-----------|------|-------|----|-------|
| ORDER CODE | DIA | THICKNESS | BORE | | | TEETH |
| YTB 2 108 | 200 | 6 | 30 | 31.75 | 35 | 16 |
| YTB 2 109 | 200 | 8 | 30 | 31.75 | 35 | 16 |
| YTB 2 110 | 200 | 9 | 30 | 31.75 | 35 | 16 |
| YTB 2 111 | 200 | 10 | 30 | 31.75 | 35 | 16 |
| YTB 2 112 | 200 | 12 | 30 | 31.75 | 35 | 16 |
| YTB 2 113 | 200 | 15 | 30 | 31.75 | 35 | 16 |
| YTB 2 114 | 200 | 18 | 30 | 31.75 | 35 | 16 |

Grooving Cutter for Panel Saw Machine T.C.T (Braze) - YTB 3



For Panel Saw

Technical Drawing :



| YTB 3 | | DIA | THICKNESS | BORE | TEETH |
|-----------|-----|------|-----------|------|-------|
| YTB 3 101 | 200 | 6.3 | 30 | 16 | |
| YTB 3 102 | 200 | 7.3 | 30 | 16 | |
| YTB 3 103 | 200 | 8.3 | 30 | 16 | |
| YTB 3 104 | 200 | 9.3 | 30 | 16 | |
| YTB 3 105 | 200 | 10.3 | 30 | 16 | |
| YTB 3 106 | 200 | 11.3 | 30 | 16 | |
| YTB 3 107 | 200 | 12.3 | 30 | 16 | |
| YTB 3 108 | 200 | 6.3 | 30 | 24 | |
| YTB 3 109 | 200 | 7.3 | 30 | 24 | |
| YTB 3 110 | 200 | 8.3 | 30 | 24 | |
| YTB 3 111 | 200 | 9.3 | 30 | 24 | |
| YTB 3 112 | 200 | 10.3 | 30 | 24 | |
| YTB 3 113 | 200 | 11.3 | 30 | 24 | |
| YTB 3 114 | 200 | 12.3 | 30 | 24 | |

Technical Details :

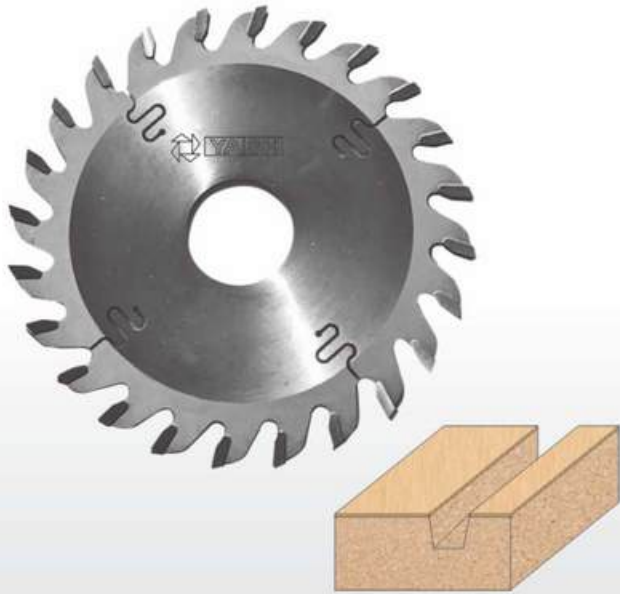
Used On : Panel Saw Machines

Application :

These cutters are ideal tools for making precision slots and grooves. Perfect grooving in all materials, excellent finish without chipping marks But ideal on ply with laminated board and chip board.

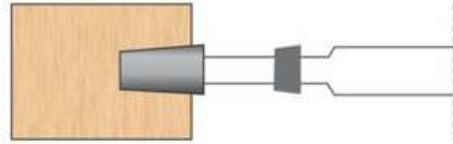
Any Customized Specifications Also Can Make As Per Requirements

Grooving Cutter for Spindel Moulder Machine M/C T.C.T (Brazed) - YTB 4



For Panel Saw

Technical Drawing :



Technical Details :

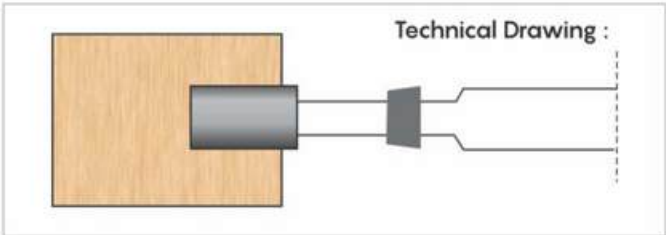
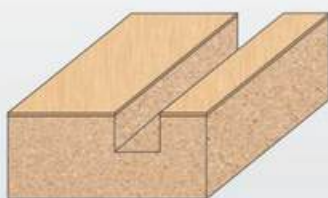

Used On : Panel Saw Machines

Application :

These cutters are ideal tools for making precision slots and grooves. Perfect grooving in all materials, excellent finish without chipping marks But ideal on ply with laminated board and chip board.

| YTB 4 | | | | |
|------------|-----|-----------|------|-------|
| ORDER CODE | DIA | THICKNESS | BORE | TEETH |
| YTB 4 101 | 200 | 6.3 | 30 | 24 |
| YTB 4 102 | 200 | 8.3 | 30 | 24 |
| YTB 4 103 | 200 | 9.3 | 30 | 24 |
| YTB 4 104 | 200 | 10.3 | 30 | 24 |
| YTB 4 105 | 200 | 12.3 | 30 | 24 |

Adjustable Grooving Cutter T.C.T (Brazed) - YTB 5



Technical Details :

Used On : Spindle Moulder & Four Side Moulder


Application :

Brazed Cutter for good Quality Adjustable Grooving on soft & hard Wood, These cutters are ideal tools for making precision slots and grooves.

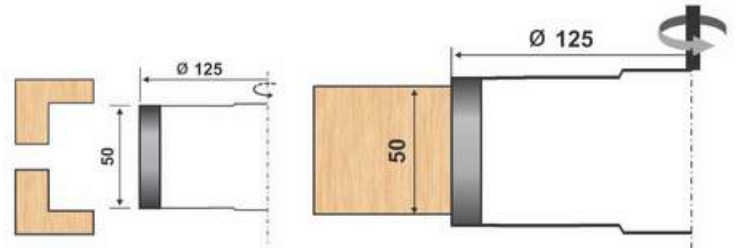
| YTB 5 | | | | | | |
|------------|-----|------------|------|-------|-------|-----|
| ORDER CODE | DIA | THICKNESS | BORE | | TEETH | |
| YTB 5 101 | 150 | 6 - 12 MM | 30 | 31.75 | 35 | 4+4 |
| YTB 5 102 | 150 | 8 - 15 MM | 30 | 31.75 | 35 | 4+4 |
| YTB 5 103 | 150 | 12 - 24 MM | 30 | 31.75 | 35 | 4+4 |
| YTB 5 104 | 150 | 15 - 29 MM | 30 | 31.75 | 35 | 4+4 |

Any Customized Specifications Also Can Make As Per Requirements





Technical Drawing :



Technical Details :

Spindle Moulder , Four Side Moulder Machines


Application :

Planing , Rebating From Top And From Bottom & Groove .
Perfect Planing In All Materials , But Ideal On Solid Woods,
use in Spindle Moulder Machines , Four Side Moulder Machines .

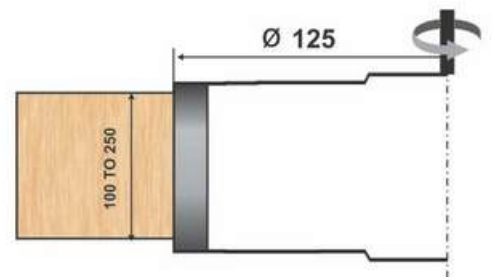
YTB 6

| ORDER CODE | DIA | THICKNESS | BORE | | | TEETH |
|------------|-----|-----------|------|-------|----|-------|
| YTB 6 101 | 100 | 30 | 30 | 31.75 | 35 | 4 |
| YTB 6 102 | 100 | 50 | 30 | 31.75 | 35 | 4 |
| YTB 6 103 | 100 | 75 | 30 | 31.75 | 35 | 4 |
| YTB 6 104 | 125 | 30 | 30 | 31.75 | 35 | 4 |
| YTB 6 105 | 125 | 50 | 30 | 31.75 | 35 | 4 |
| YTB 6 106 | 125 | 75 | 30 | 31.75 | 35 | 4 |

Planing Cutter T.C.T (Brazed) - YTB 7



Technical Drawing :



Technical Details :

Used in Spindle Moulder Machines , Four Side Moulder Machines .

Application :

Planing , Rebating From Top And From Bottom & Groove .
Perfect Planing In All Materials , But Ideal On Solid Woods,
use in Spindle Moulder Machines , Four Side Moulder Machines .

YTB 7

| ORDER CODE | DIA | THICKNESS | BORE | | | TEETH |
|------------|-----|-----------|------|-------|----|-------|
| YTB 7 101 | 125 | 100 | 30 | 31.75 | 35 | 4 |
| YTB 7 102 | 125 | 125 | 30 | 31.75 | 35 | 4 |
| YTB 7 103 | 125 | 150 | 30 | 31.75 | 35 | 4 |
| YTB 7 104 | 125 | 200 | 30 | 31.75 | 35 | 4 |
| YTB 7 105 | 125 | 250 | 30 | 31.75 | 35 | 4 |

Any Customized Specifications Also Can Make As Per Requirements



Technical Details :

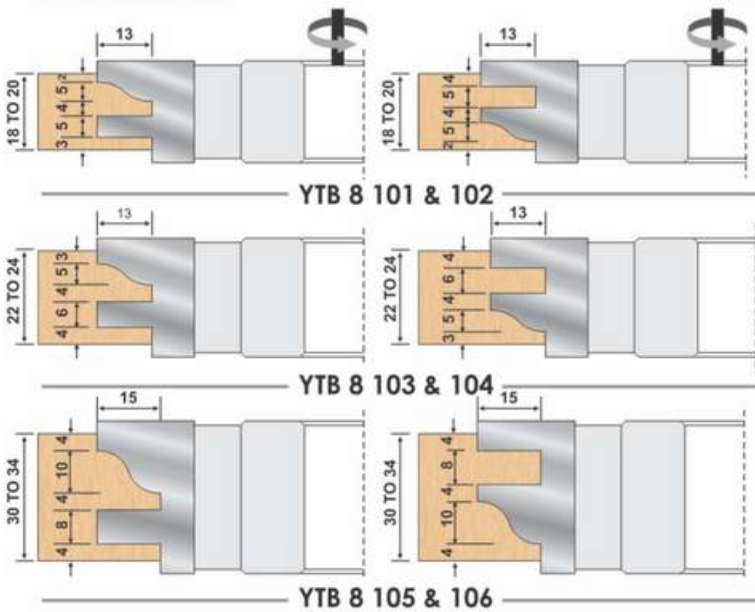
Used On: Spindle Moulder Machines

Application :

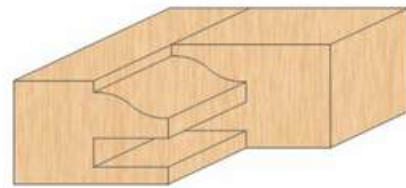
These very popular design cutters are useful in kitchen shutters. Yash cutters spell a different class in itself. The finish of the wood and cutter life works in your advantage. The cutters can achieve simple or complex profiling.

| YTB 8 | | | | | | |
|------------|-----|-----------|------|-------|----|-------|
| ORDER CODE | DIA | THICKNESS | BORE | | | TEETH |
| YTB 8 101 | 125 | 18-20 | 30 | 31.75 | 35 | 3 |
| YTB 8 102 | 125 | 18-20 | 30 | 31.75 | 35 | 4 |
| YTB 8 103 | 125 | 22-24 | 30 | 31.75 | 35 | 3 |
| YTB 8 104 | 125 | 22-24 | 30 | 31.75 | 35 | 4 |
| YTB 8 105 | 125 | 30-34 | 30 | 31.75 | 35 | 3 |
| YTB 8 106 | 125 | 30-34 | 30 | 31.75 | 35 | 4 |

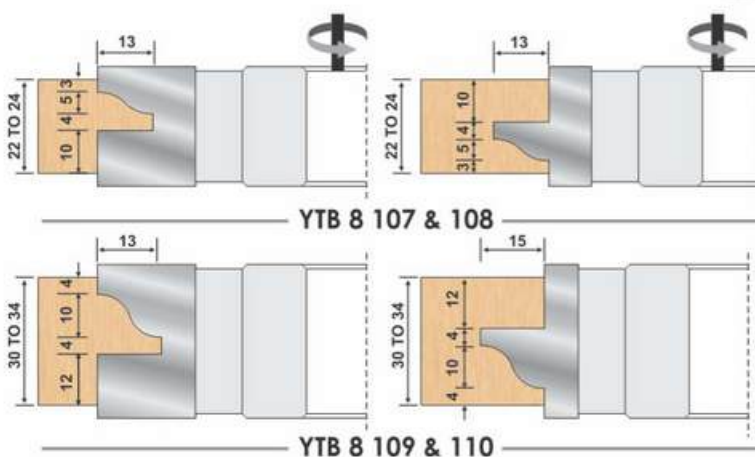
2 PCS. Cutter Set



Rail & Style :



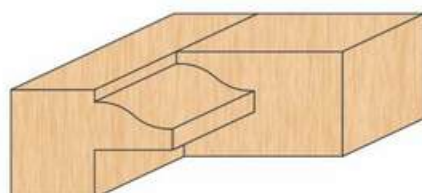
2 PCS. Cutter Set



YTB 8 for Window

| ORDER CODE | DIA | THICKNESS | BORE | | | TEETH |
|------------|-----|-----------|------|-------|----|-------|
| YTB 8 107 | 125 | 22-24 | 30 | 31.75 | 35 | 3 |
| YTB 8 108 | 125 | 22-24 | 30 | 31.75 | 35 | 4 |
| YTB 8 109 | 125 | 30-34 | 30 | 31.75 | 35 | 3 |
| YTB 8 110 | 125 | 30-34 | 30 | 31.75 | 35 | 4 |

Rail & Style :




Technical Details :

Used On: Spindle Moulder Machines

Application :

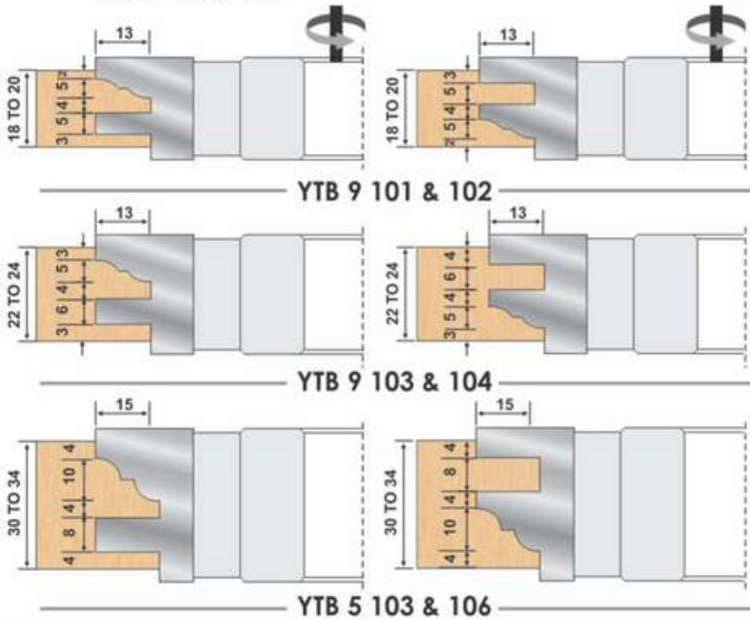
These very popular design cutters are useful in kitchen shutters. Yash cutters spell a different class in itself. The finish of the wood and cutter life works in your advantage. The cutters can achieve simple or complex profiling.



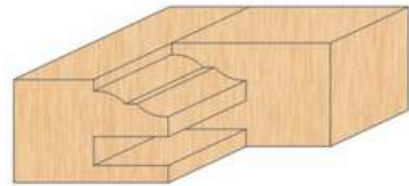
2 PCS. Cutter Set

YTB 9

| ORDER CODE | DIA | THICKNESS | BORE | | | TEETH |
|------------|-----|-----------|------|-------|----|-------|
| YTB 9 101 | 125 | 18-20 | 30 | 31.75 | 35 | 3 |
| YTB 9 102 | 125 | 18-20 | 30 | 31.75 | 35 | 4 |
| YTB 9 103 | 125 | 22-24 | 30 | 31.75 | 35 | 3 |
| YTB 9 104 | 125 | 22-24 | 30 | 31.75 | 35 | 4 |
| YTB 9 105 | 125 | 30-34 | 30 | 31.75 | 35 | 3 |
| YTB 9 106 | 125 | 30-34 | 30 | 31.75 | 35 | 4 |



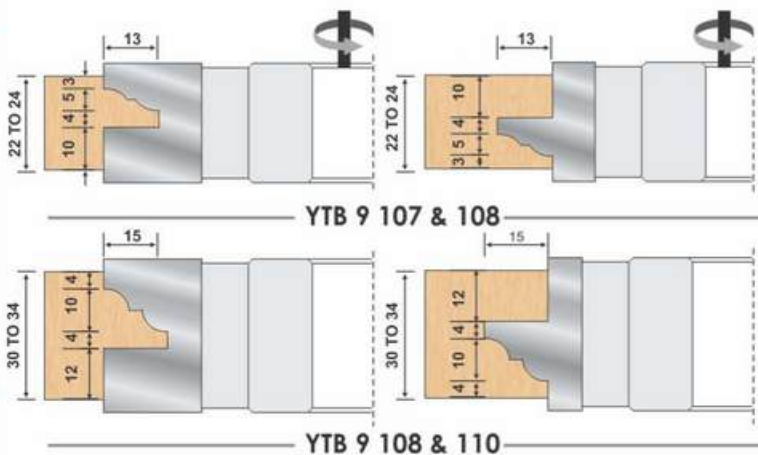
Rail & Style :



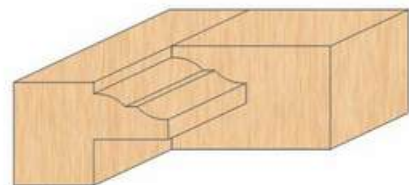
YTB 9 for Window

| ORDER CODE | DIA | THICKNESS | BORE | | | TEETH |
|------------|-----|-----------|------|-------|----|-------|
| YTB 9 107 | 125 | 22-24 | 30 | 31.75 | 35 | 3 |
| YTB 9 108 | 125 | 22-24 | 30 | 31.75 | 35 | 4 |
| YTB 9 109 | 125 | 30-34 | 30 | 31.75 | 35 | 3 |
| YTB 9 110 | 125 | 30-34 | 30 | 31.75 | 35 | 4 |

2 PCS. Cutter Set



Rail & Style :




Technical Details :

Used On: Spindle Moulder Machines

Application :

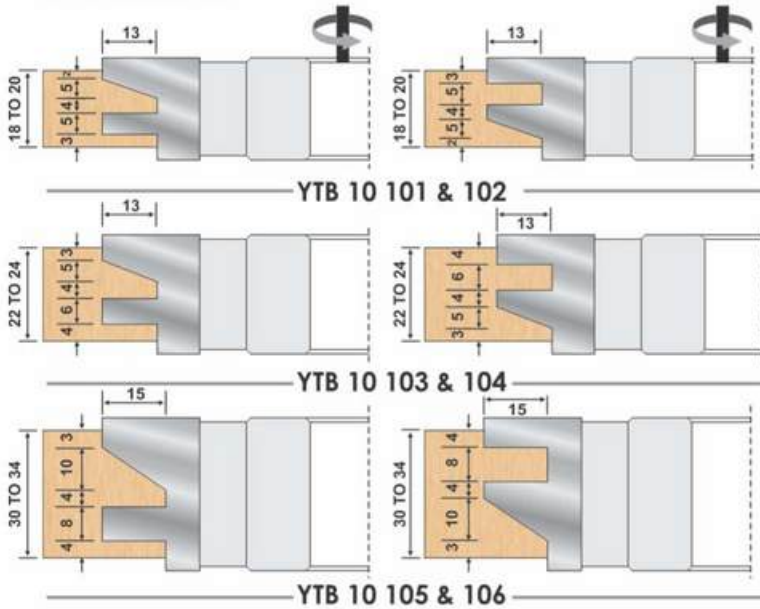
These very popular design cutters are useful in kitchen shutters. Yash cutters spell a different class in itself. The finish of the wood and cutter life works in your advantage. The cutters can achieve simple or complex profiling.



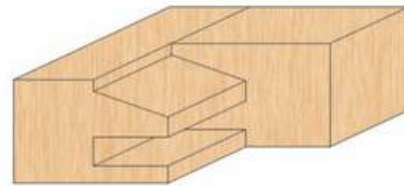
YTB 10

| ORDER CODE | DIA | THICKNESS | BORE | | | TEETH |
|------------|-----|-----------|------|-------|----|-------|
| YTB 10 101 | 125 | 18-20 | 30 | 31.75 | 35 | 3 |
| YTB 10 102 | 125 | 18-20 | 30 | 31.75 | 35 | 4 |
| YTB 10 103 | 125 | 22-24 | 30 | 31.75 | 35 | 3 |
| YTB 10 104 | 125 | 22-24 | 30 | 31.75 | 35 | 4 |
| YTB 10 105 | 125 | 30-34 | 30 | 31.75 | 35 | 3 |
| YTB 10 106 | 125 | 30-34 | 30 | 31.75 | 35 | 4 |

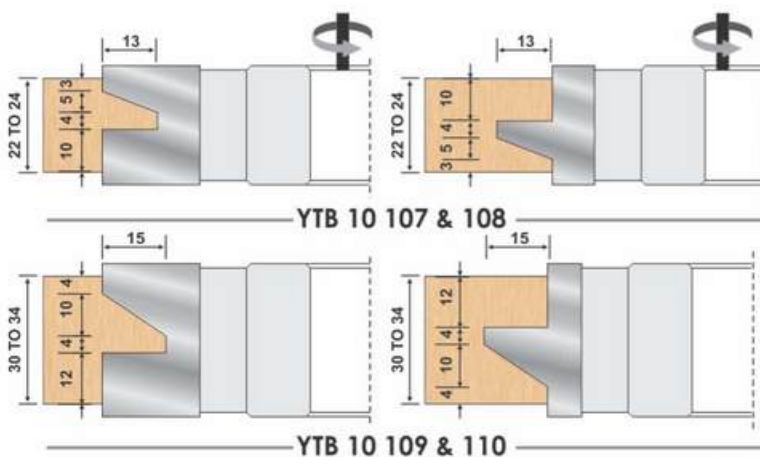
2 PCS. Cutter Set



Rail & Style :



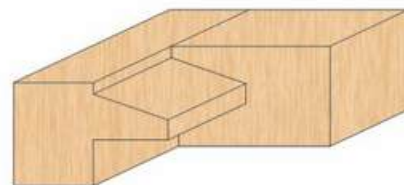
2 PCS. Cutter Set



YTB 10 for Window

| ORDER CODE | DIA | THICKNESS | BORE | | | TEETH |
|------------|-----|-----------|------|-------|----|-------|
| YTB 10 107 | 125 | 22-24 | 30 | 31.75 | 35 | 3 |
| YTB 10 108 | 125 | 22-24 | 30 | 31.75 | 35 | 4 |
| YTB 10 109 | 125 | 30-34 | 30 | 31.75 | 35 | 3 |
| YTB 10 110 | 125 | 30-34 | 30 | 31.75 | 35 | 4 |

Rail & Style :



Technical Details :

Used On: Spindle Moulder Machines

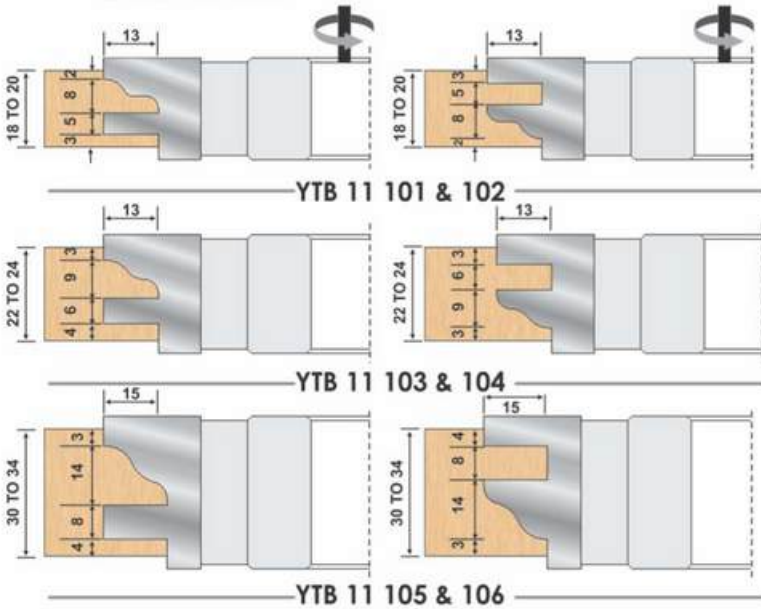
Application :

These very popular design cutters are useful in kitchen shutters. Yash cutters spell a different class in itself. The finish of the wood and cutter life works in your advantage. The cutters can achieve simple or complex profiling.

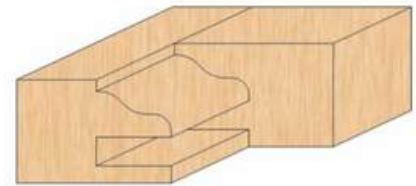


| YTB 11 | | | | | | |
|------------|-----|-----------|------|-------|----|-------|
| ORDER CODE | DIA | THICKNESS | BORE | | | TEETH |
| YTB 11 101 | 125 | 18-20 | 30 | 31.75 | 35 | 3 |
| YTB 11 102 | 125 | 18-20 | 30 | 31.75 | 35 | 4 |
| YTB 11 103 | 125 | 22-24 | 30 | 31.75 | 35 | 3 |
| YTB 11 104 | 125 | 22-24 | 30 | 31.75 | 35 | 4 |
| YTB 11 105 | 125 | 30-34 | 30 | 31.75 | 35 | 3 |
| YTB 11 106 | 125 | 30-34 | 30 | 31.75 | 35 | 4 |

2 PCS. Cutter Set



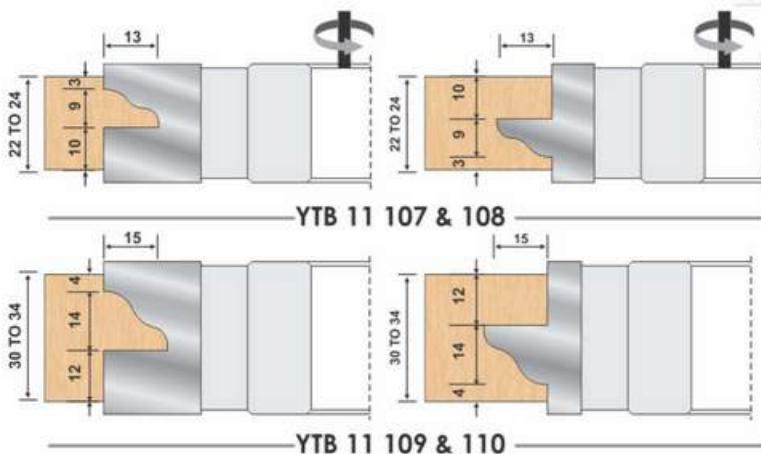
Rail & Style :



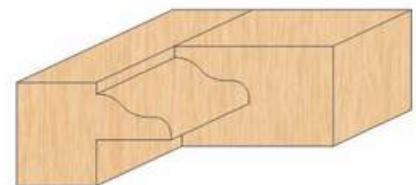
YTB 11 for Window

| YTB 11 | | | | | | |
|------------|-----|-----------|------|-------|----|-------|
| ORDER CODE | DIA | THICKNESS | BORE | | | TEETH |
| YTB 11 107 | 125 | 22-24 | 30 | 31.75 | 35 | 3 |
| YTB 11 108 | 125 | 22-24 | 30 | 31.75 | 35 | 4 |
| YTB 11 109 | 125 | 30-34 | 30 | 31.75 | 35 | 3 |
| YTB 11 110 | 125 | 30-34 | 30 | 31.75 | 35 | 4 |

2 PCS. Cutter Set



Rail & Style :




Any Customized Specifications Also Can Make As Per Requirements

Technical Details :

Used On: Spindle Moulder Machines

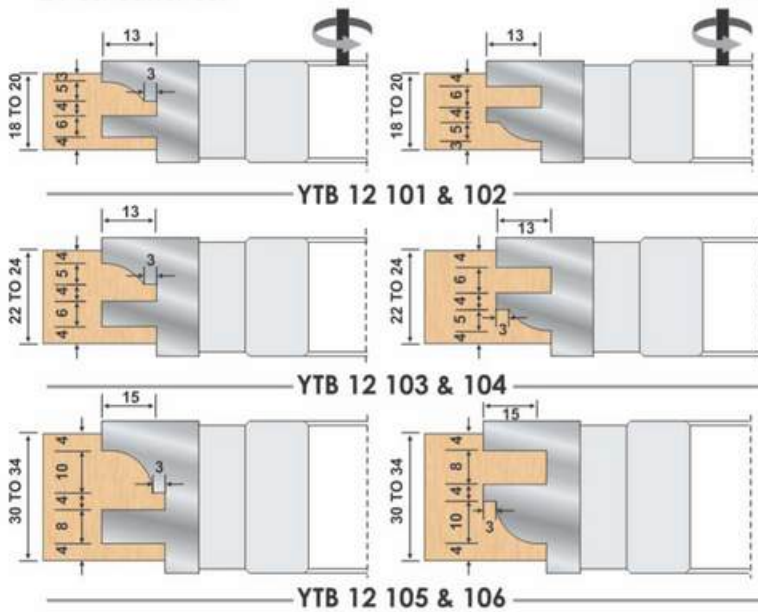
Application :

These very popular design cutters are useful in kitchen shutters. Yash cutters spell a different class in itself. The finish of the wood and cutter life works in your advantage. The cutters can achieve simple or complex profiling.

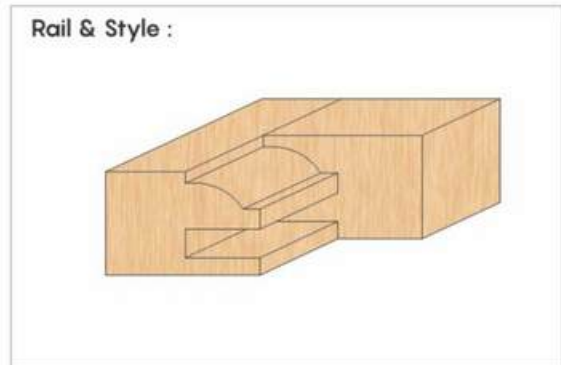


| YTB 12 | | | | | | |
|------------|-----|-----------|------|-------|----|-------|
| ORDER CODE | DIA | THICKNESS | BORE | | | TEETH |
| YTB 12 101 | 125 | 18-20 | 30 | 31.75 | 35 | 3 |
| YTB 12 102 | 125 | 18-20 | 30 | 31.75 | 35 | 4 |
| YTB 12 103 | 125 | 22-24 | 30 | 31.75 | 35 | 3 |
| YTB 12 104 | 125 | 22-24 | 30 | 31.75 | 35 | 4 |
| YTB 12 105 | 125 | 30-34 | 30 | 31.75 | 35 | 3 |
| YTB 12 106 | 125 | 30-34 | 30 | 31.75 | 35 | 4 |

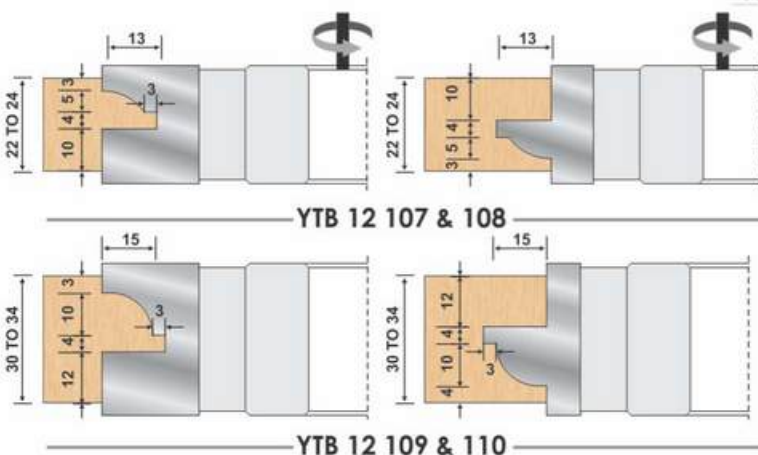
2 PCS. Cutter Set



Rail & Style :



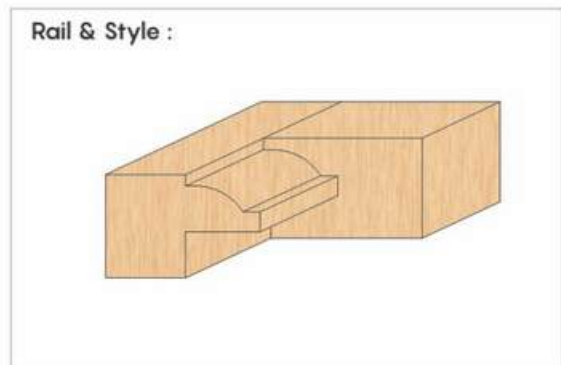
2 PCS. Cutter Set



YTB 12 for Window

| ORDER CODE | DIA | THICKNESS | BORE | | | TEETH |
|------------|-----|-----------|------|-------|----|-------|
| YTB 12 107 | 125 | 22-24 | 30 | 31.75 | 35 | 3 |
| YTB 12 108 | 125 | 22-24 | 30 | 31.75 | 35 | 4 |
| YTB 12 109 | 125 | 30-34 | 30 | 31.75 | 35 | 3 |
| YTB 12 110 | 125 | 30-34 | 30 | 31.75 | 35 | 4 |

Rail & Style :





Technical Details :

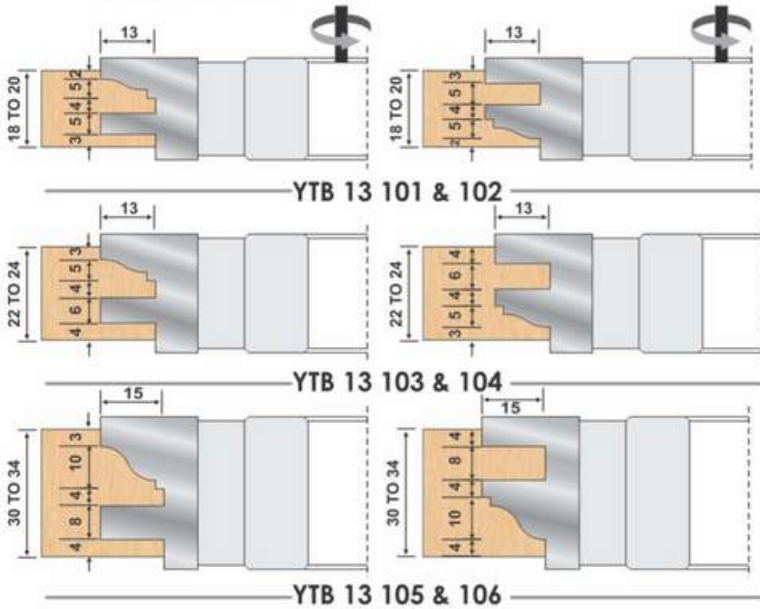
Used On: Spindle Moulder Machines

Application :

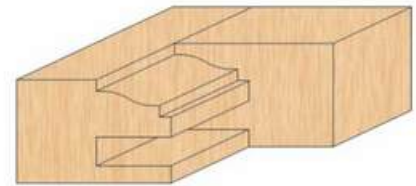
These very popular design cutters are useful in kitchen shutters. Yash cutters spell a different class in itself. The finish of the wood and cutter life works in your advantage. The cutters can achieve simple or complex profiling.

| YTB 13 | | | | | | |
|------------|-----|-----------|------|-------|----|-------|
| ORDER CODE | DIA | THICKNESS | BORE | | | TEETH |
| YTB 13 101 | 125 | 18-20 | 30 | 31.75 | 35 | 3 |
| YTB 13 102 | 125 | 18-20 | 30 | 31.75 | 35 | 4 |
| YTB 13 103 | 125 | 22-24 | 30 | 31.75 | 35 | 3 |
| YTB 13 104 | 125 | 22-24 | 30 | 31.75 | 35 | 4 |
| YTB 13 105 | 125 | 30-34 | 30 | 31.75 | 35 | 3 |
| YTB 13 106 | 125 | 30-34 | 30 | 31.75 | 35 | 4 |

2 PCS. Cutter Set



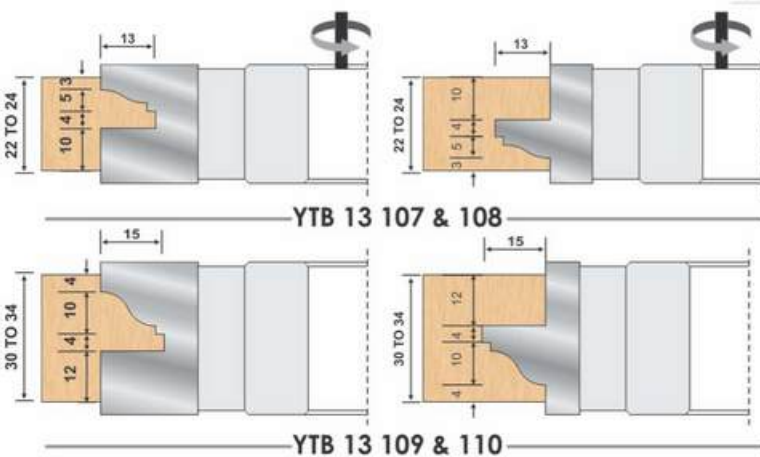
Rail & Style :



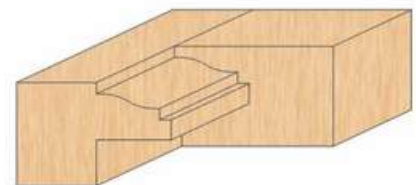
YTB 13 for Window

| YTB 13 | | | | | | |
|------------|-----|-----------|------|-------|----|-------|
| ORDER CODE | DIA | THICKNESS | BORE | | | TEETH |
| YTB 13 107 | 125 | 22-24 | 30 | 31.75 | 35 | 3 |
| YTB 13 108 | 125 | 22-24 | 30 | 31.75 | 35 | 4 |
| YTB 13 109 | 125 | 30-34 | 30 | 31.75 | 35 | 3 |
| YTB 13 110 | 125 | 30-34 | 30 | 31.75 | 35 | 4 |

2 PCS. Cutter Set



Rail & Style :



Any Customized Specifications Also Can Make As Per Requirements



Technical Details :

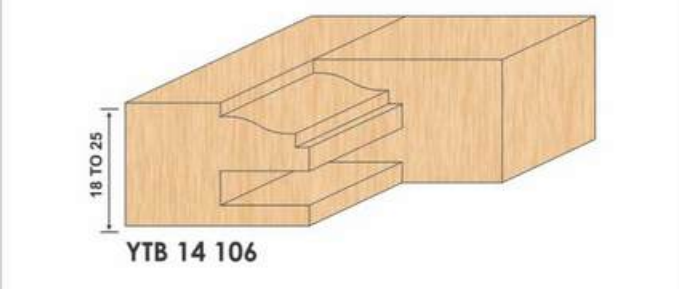
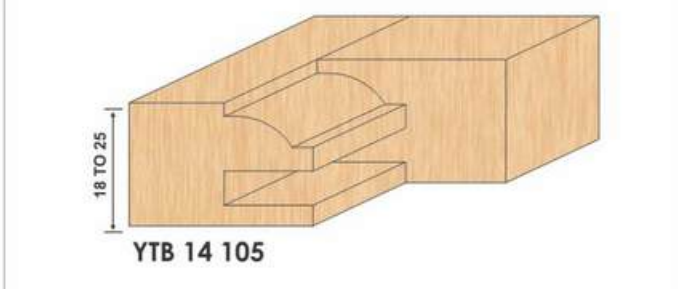
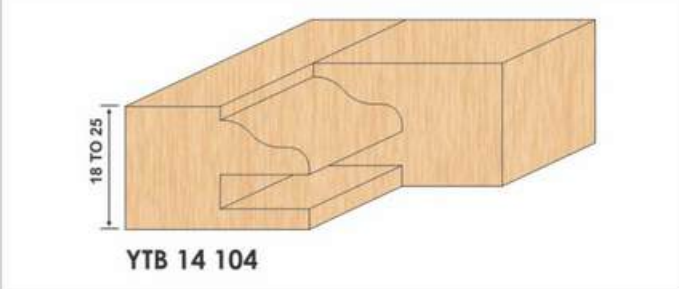
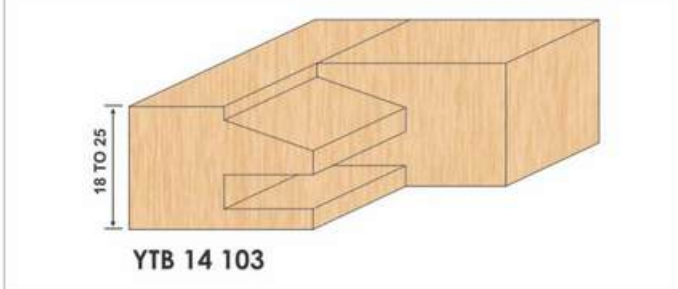
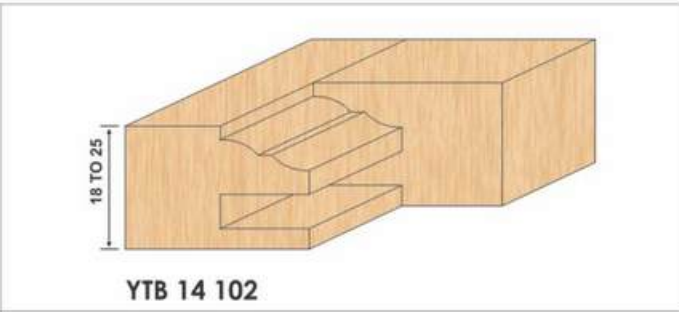
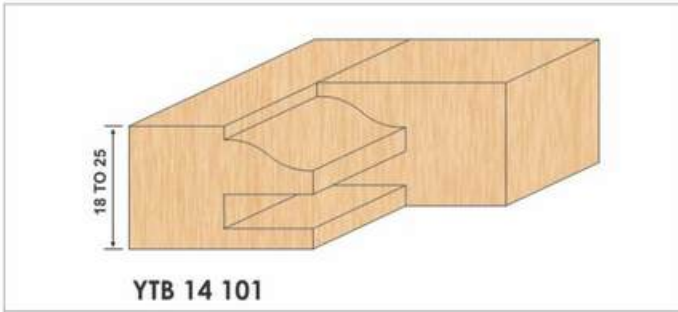
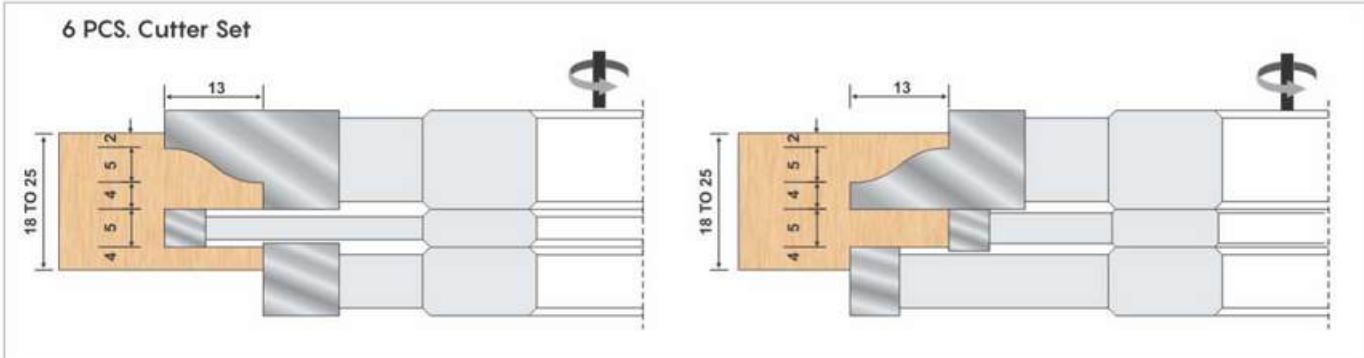
Used On: Spindle Moulder Machines

Application :


These very popular design cutters are useful in kitchen shutters. Yash cutters spell a different class in itself. The finish of the wood and cutter life works in your advantage. The cutters can achieve simple or complex profiling.

YTB 14

| ORDER CODE | DIA | THICKNESS | BORE | | | TEETH |
|------------|-----|-----------|------|-------|----|-------|
| YTB 14 101 | 125 | 18-25 | 30 | 31.75 | 35 | 4 |
| YTB 14 102 | 125 | 18-25 | 30 | 31.75 | 35 | 4 |
| YTB 14 103 | 125 | 18-25 | 30 | 31.75 | 35 | 4 |
| YTB 14 104 | 125 | 18-25 | 30 | 31.75 | 35 | 4 |
| YTB 14 105 | 125 | 18-25 | 30 | 31.75 | 35 | 4 |
| YTB 14 106 | 125 | 18-25 | 30 | 31.75 | 35 | 4 |



Adjustable Counter Profile Counter For Window T.C.T (Braze) YTB 15



Technical Details :

Spindle Moulder Machines

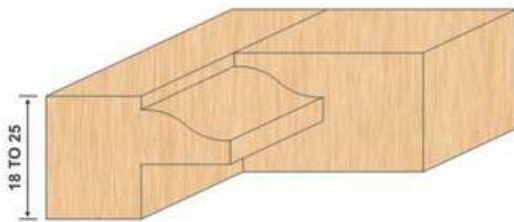
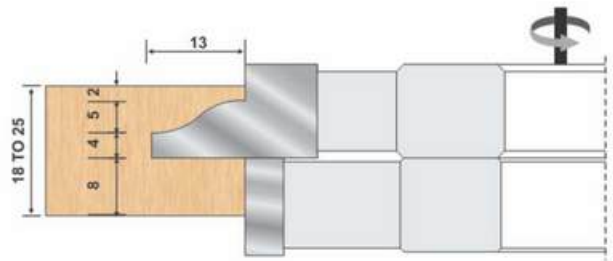
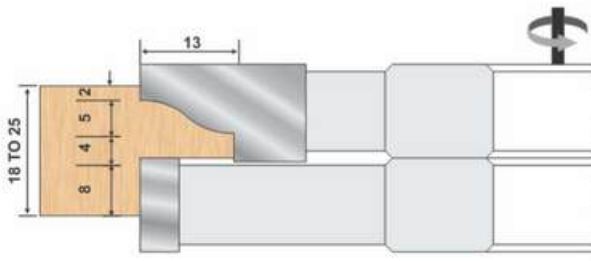
Application :

These Are Unique Product Made By 4 Pcs . Adjustable Cutter Head Set Ideal For Making Shatters Furniture By Adjusting The Height , Perfectly Profile Fitting , Improve Your Production's Efficiency .

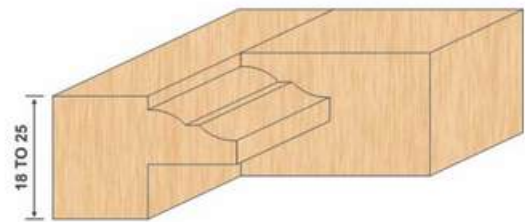
YTB 15

| ORDER CODE | DIA | THICKNESS | BORE | | | TEETH |
|------------|-----|-----------|------|-------|----|-------|
| YTB 15 101 | 125 | 18-25 | 30 | 31.75 | 35 | 4 |
| YTB 15 102 | 125 | 18-25 | 30 | 31.75 | 35 | 4 |
| YTB 15 103 | 125 | 18-25 | 30 | 31.75 | 35 | 4 |
| YTB 15 104 | 125 | 18-25 | 30 | 31.75 | 35 | 4 |
| YTB 15 105 | 125 | 18-25 | 30 | 31.75 | 35 | 4 |
| YTB 15 106 | 125 | 18-25 | 30 | 31.75 | 35 | 4 |

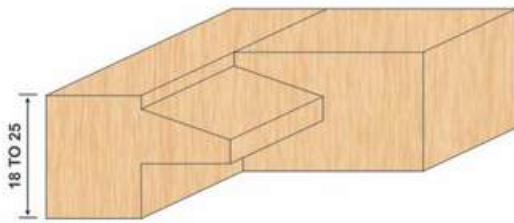
4 PCS. Cutter Set



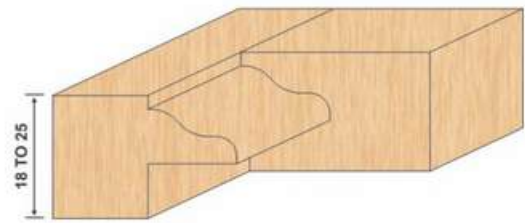
YTB 15 101



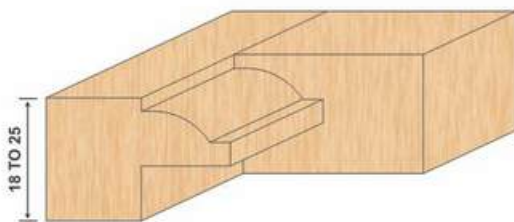
YTB 15 102



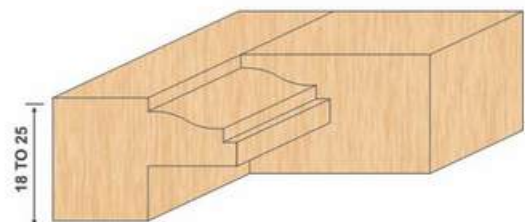
YTB 15 103




YTB 15 104



YTB 15 105



YTB 15 106



Technical Details :

Spindle Moulder Machines

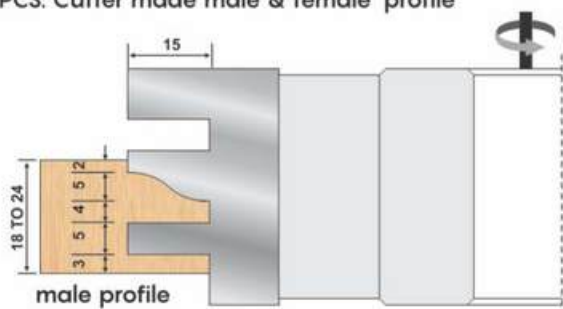
Application :

These are unique products made by combining two cutter heads, ideal for making furniture doors and drawers. By adjusting the height of the of the cutter head, you can cut two perfectly fitted profiles without wasting time or effort on the fence or replacing the tool. For use on spindle moulder. Perfect on hardwood and panels between 22mm-25mm in thickness.

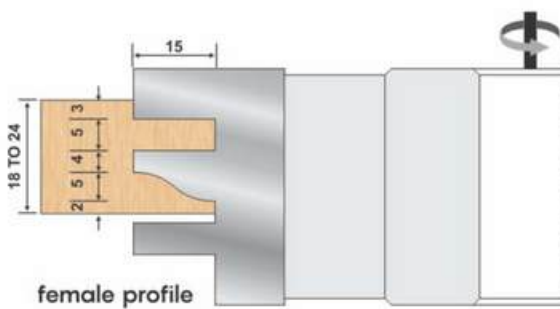
YTB 16

| ORDER CODE | DIA | THICKNESS | BORE | | TEETH | |
|------------|-----|-----------|------|-------|-------|---|
| YTB 16 101 | 125 | 18-24 | 30 | 31.75 | 35 | 3 |
| YTB 16 102 | 125 | 18-24 | 30 | 31.75 | 35 | 3 |
| YTB 16 103 | 125 | 18-24 | 30 | 31.75 | 35 | 3 |
| YTB 16 104 | 125 | 18-24 | 30 | 31.75 | 35 | 3 |
| YTB 16 105 | 125 | 18-24 | 30 | 31.75 | 35 | 3 |
| YTB 16 106 | 125 | 18-24 | 30 | 31.75 | 35 | 3 |
| YTB 16 107 | 125 | 18-24 | 30 | 31.75 | 35 | 4 |
| YTB 16 108 | 125 | 18-24 | 30 | 31.75 | 35 | 4 |
| YTB 16 109 | 125 | 18-24 | 30 | 31.75 | 35 | 4 |
| YTB 16 110 | 125 | 18-24 | 30 | 31.75 | 35 | 4 |
| YTB 16 111 | 125 | 18-24 | 30 | 31.75 | 35 | 4 |
| YTB 16 112 | 125 | 18-24 | 30 | 31.75 | 35 | 4 |

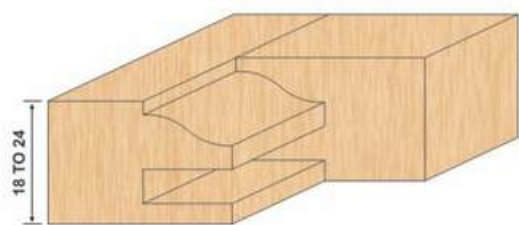
1 PCS. Cutter made male & female profile



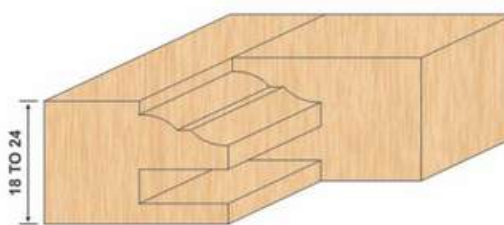
male profile



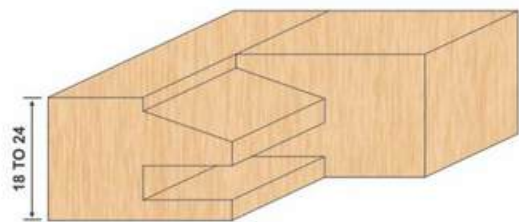
female profile



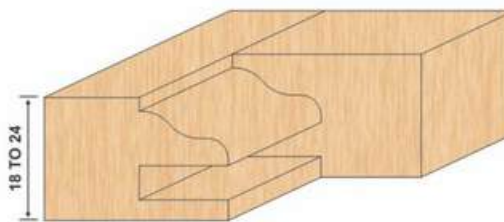
YTB 16 101&107



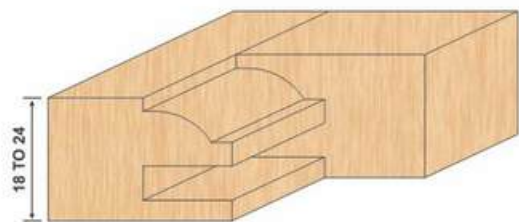
YTB 16 102&108



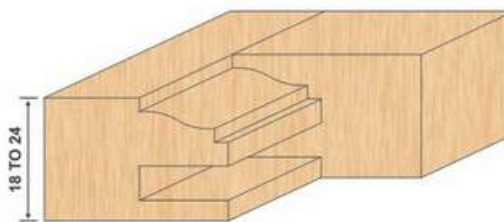
YTB 16 103&109



YTB 16 104&110



YTB 16 105&111



YTB 16 106&112

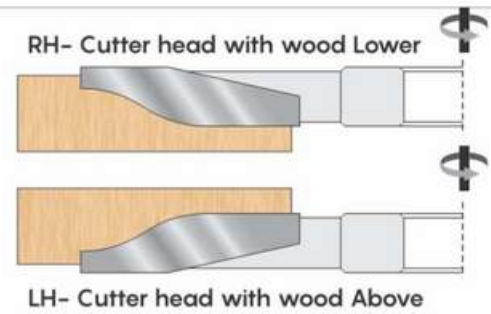


Technical Details :

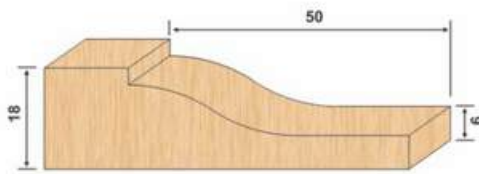
Spindle Moulder Machines

Application :

These tools produce precise and clean work results, when panel raising in solid wood. To create furniture, door panels, cotted ceilings and paneling. It can cut across and with the grain in hard woods, also useful in resinous Solid Wood and MDF Wood type boards. You can resharpen the blades easily and quickly. The carbide tips are German standards and of 5 mm thickness for longer life.

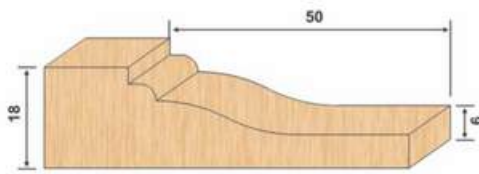


Also Available
Moulding Size 32 x 18 & 50 x 15 & 3 TEETH



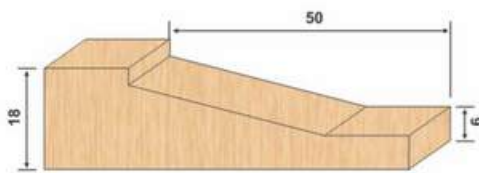
YTB 17

| ORDER CODE | | DIA | MOULDING SIZE | BORE | | | TEETH |
|------------|----|-----|---------------|------|-------|----|-------|
| YTB 17 101 | RH | 175 | 40 x 18 | 30 | 31.75 | 35 | 4 |
| YTB 17 102 | LH | 175 | 40 x 18 | 30 | 31.75 | 35 | 4 |
| YTB 17 103 | RH | 175 | 50 x 18 | 30 | 31.75 | 35 | 4 |
| YTB 17 104 | LH | 175 | 50 x 18 | 30 | 31.75 | 35 | 4 |



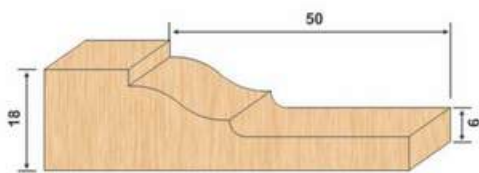
YTB 17

| ORDER CODE | | DIA | MOULDING SIZE | BORE | | | TEETH |
|------------|----|-----|---------------|------|-------|----|-------|
| YTB 17 105 | RH | 175 | 40 x 18 | 30 | 31.75 | 35 | 4 |
| YTB 17 106 | LH | 175 | 40 x 18 | 30 | 31.75 | 35 | 4 |
| YTB 17 107 | RH | 175 | 50 x 18 | 30 | 31.75 | 35 | 4 |
| YTB 17 108 | LH | 175 | 50 x 18 | 30 | 31.75 | 35 | 4 |



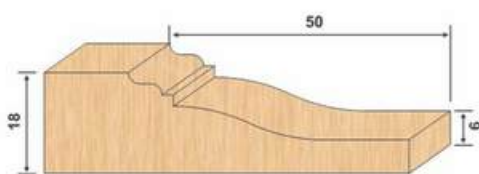
YTB 17

| ORDER CODE | | DIA | MOULDING SIZE | BORE | | | TEETH |
|------------|----|-----|---------------|------|-------|----|-------|
| YTB 17 109 | RH | 175 | 40 x 18 | 30 | 31.75 | 35 | 4 |
| YTB 17 110 | LH | 175 | 40 x 18 | 30 | 31.75 | 35 | 4 |
| YTB 17 111 | RH | 175 | 50 x 18 | 30 | 31.75 | 35 | 4 |
| YTB 17 112 | LH | 175 | 50 x 18 | 30 | 31.75 | 35 | 4 |



YTB 17

| ORDER CODE | | DIA | MOULDING SIZE | BORE | | | TEETH |
|------------|----|-----|---------------|------|-------|----|-------|
| YTB 17 113 | RH | 175 | 40 x 18 | 30 | 31.75 | 35 | 4 |
| YTB 17 114 | LH | 175 | 40 x 18 | 30 | 31.75 | 35 | 4 |
| YTB 17 115 | RH | 175 | 50 x 18 | 30 | 31.75 | 35 | 4 |
| YTB 17 116 | LH | 175 | 50 x 18 | 30 | 31.75 | 35 | 4 |

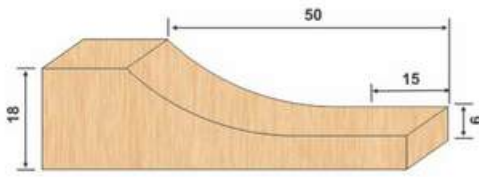


YTB 17

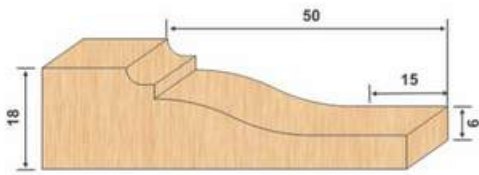
| ORDER CODE | | DIA | MOULDING SIZE | BORE | | | TEETH |
|------------|----|-----|---------------|------|-------|----|-------|
| YTB 17 117 | RH | 175 | 40 x 18 | 30 | 31.75 | 35 | 4 |
| YTB 17 118 | LH | 175 | 40 x 18 | 30 | 31.75 | 35 | 4 |
| YTB 17 119 | RH | 175 | 50 x 18 | 30 | 31.75 | 35 | 4 |
| YTB 17 120 | LH | 175 | 50 x 18 | 30 | 31.75 | 35 | 4 |

Any Customized Specifications Also Can Make As Per Requirements

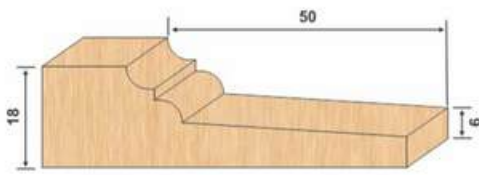
Also Available Moulding Size 32 x 18 & 50 x 15 3 TEETH



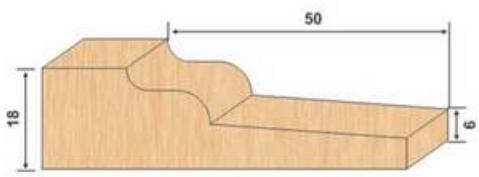
| YTB 17 | | | | | | | |
|------------|----|-----|---------------|------|-------|----|-------|
| ORDER CODE | | DIA | MOULDING SIZE | BORE | | | TEETH |
| YTB 17 121 | RH | 175 | 40 x 18 | 30 | 31.75 | 35 | 4 |
| YTB 17 122 | LH | 175 | 40 x 18 | 30 | 31.75 | 35 | 4 |
| YTB 17 123 | RH | 175 | 50 x 18 | 30 | 31.75 | 35 | 4 |
| YTB 17 124 | LH | 175 | 50 x 18 | 30 | 31.75 | 35 | 4 |



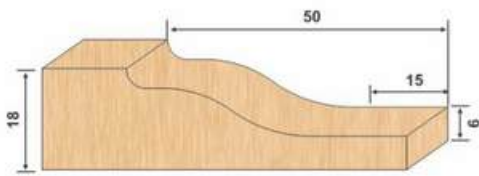
| YTB 17 | | | | | | | |
|------------|----|-----|---------------|------|-------|----|-------|
| ORDER CODE | | DIA | MOULDING SIZE | BORE | | | TEETH |
| YTB 17 125 | RH | 175 | 40 x 18 | 30 | 31.75 | 35 | 4 |
| YTB 17 126 | LH | 175 | 40 x 18 | 30 | 31.75 | 35 | 4 |
| YTB 17 127 | RH | 175 | 50 x 18 | 30 | 31.75 | 35 | 4 |
| YTB 17 128 | LH | 175 | 50 x 18 | 30 | 31.75 | 35 | 4 |



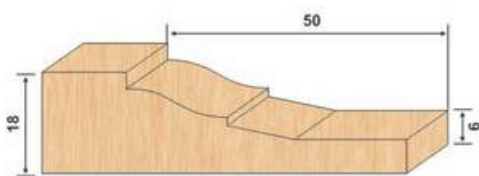
| YTB 17 | | | | | | | |
|------------|----|-----|---------------|------|-------|----|-------|
| ORDER CODE | | DIA | MOULDING SIZE | BORE | | | TEETH |
| YTB 17 129 | RH | 175 | 40 x 18 | 30 | 31.75 | 35 | 4 |
| YTB 17 130 | LH | 175 | 40 x 18 | 30 | 31.75 | 35 | 4 |
| YTB 17 131 | RH | 175 | 50 x 18 | 30 | 31.75 | 35 | 4 |
| YTB 17 132 | LH | 175 | 50 x 18 | 30 | 31.75 | 35 | 4 |



| YTB 17 | | | | | | | |
|------------|----|-----|---------------|------|-------|----|-------|
| ORDER CODE | | DIA | MOULDING SIZE | BORE | | | TEETH |
| YTB 17 133 | RH | 175 | 40 x 18 | 30 | 31.75 | 35 | 4 |
| YTB 17 134 | LH | 175 | 40 x 18 | 30 | 31.75 | 35 | 4 |
| YTB 17 135 | RH | 175 | 50 x 18 | 30 | 31.75 | 35 | 4 |
| YTB 17 136 | LH | 175 | 50 x 18 | 30 | 31.75 | 35 | 4 |



| YTB 17 | | | | | | | |
|------------|----|-----|---------------|------|-------|----|-------|
| ORDER CODE | | DIA | MOULDING SIZE | BORE | | | TEETH |
| YTB 17 137 | RH | 175 | 40 x 18 | 30 | 31.75 | 35 | 4 |
| YTB 17 138 | LH | 175 | 40 x 18 | 30 | 31.75 | 35 | 4 |
| YTB 17 139 | RH | 175 | 50 x 18 | 30 | 31.75 | 35 | 4 |
| YTB 17 140 | LH | 175 | 50 x 18 | 30 | 31.75 | 35 | 4 |



| YTB 17 | | | | | | | |
|------------|----|-----|---------------|------|-------|----|-------|
| ORDER CODE | | DIA | MOULDING SIZE | BORE | | | TEETH |
| YTB 17 141 | RH | 175 | 40 x 18 | 30 | 31.75 | 35 | 4 |
| YTB 17 142 | LH | 175 | 40 x 18 | 30 | 31.75 | 35 | 4 |
| YTB 17 143 | RH | 175 | 50 x 18 | 30 | 31.75 | 35 | 4 |
| YTB 17 144 | LH | 175 | 50 x 18 | 30 | 31.75 | 35 | 4 |

Raised Panel Cutter Head For Door (2Pcs Set) T.C.T (Brazed) - YTB 18



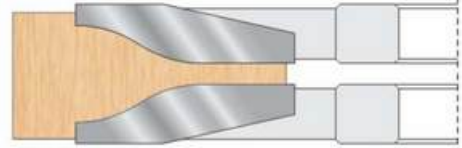
Technical Details :

Spindle Moulder Machines

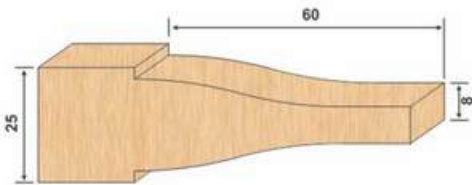
Application :

These tools produce precise and clean work results, when panel raising in solid wood. To create furniture, door panels, cotted ceilings and paneling. It can cut across and with the grain in hard woods, also useful in resinous Solid Wood and MDF Wood type boards. You can resharpen the blades easily and quickly. The carbide tips are German standards and of 5 mm thickness for longer life.

RH- Cutter head with wood Lower

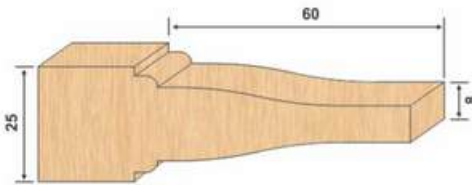


LH- Cutter head with wood Above



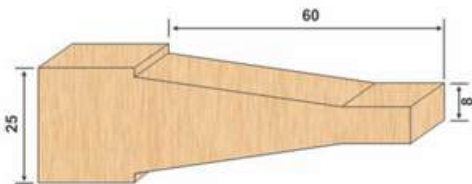
YTB 18

| ORDER CODE | DIA | MOULDING SIZE | BORE | | | TEETH |
|------------|-----|---------------|------|-------|----|-------|
| YTB 18 101 | 175 | 50 x 25 | 30 | 31.75 | 35 | 4 |
| YTB 18 102 | 175 | 60 x 25 | 30 | 31.75 | 35 | 4 |



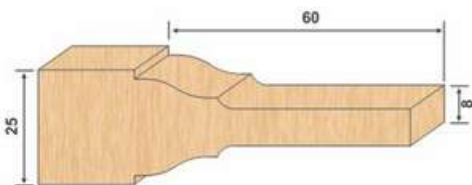
YTB 18

| ORDER CODE | DIA | MOULDING SIZE | BORE | | | TEETH |
|------------|-----|---------------|------|-------|----|-------|
| YTB 18 103 | 175 | 50 x 25 | 30 | 31.75 | 35 | 4 |
| YTB 18 104 | 175 | 60 x 25 | 30 | 31.75 | 35 | 4 |



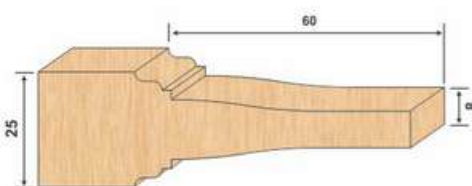
YTB 18

| ORDER CODE | DIA | MOULDING SIZE | BORE | | | TEETH |
|------------|-----|---------------|------|-------|----|-------|
| YTB 18 105 | 175 | 50 x 25 | 30 | 31.75 | 35 | 4 |
| YTB 18 106 | 175 | 60 x 25 | 30 | 31.75 | 35 | 4 |



YTB 18

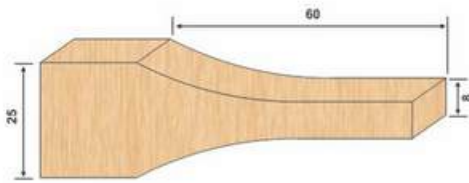
| ORDER CODE | DIA | MOULDING SIZE | BORE | | | TEETH |
|------------|-----|---------------|------|-------|----|-------|
| YTB 18 107 | 175 | 50 x 25 | 30 | 31.75 | 35 | 4 |
| YTB 18 108 | 175 | 60 x 25 | 30 | 31.75 | 35 | 4 |



YTB 18

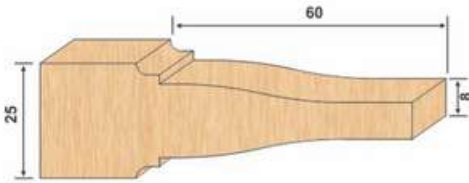
| ORDER CODE | DIA | MOULDING SIZE | BORE | | | TEETH |
|------------|-----|---------------|------|-------|----|-------|
| YTB 18 109 | 175 | 50 x 25 | 30 | 31.75 | 35 | 4 |
| YTB 18 110 | 175 | 60 x 25 | 30 | 31.75 | 35 | 4 |

Raised Panel Cutter Head For Door (2Pcs Set)
T.C.T (Brazed) - YTB 18



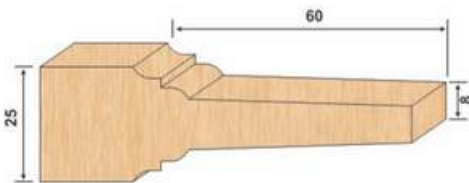
YTB 18

| ORDER CODE | DIA | MOULDING SIZE | BORE | | | TEETH |
|------------|-----|---------------|------|-------|----|-------|
| YTB 18 111 | 175 | 50 x 25 | 30 | 31.75 | 35 | 4 |
| YTB 18 112 | 175 | 60 x 25 | 30 | 31.75 | 35 | 4 |



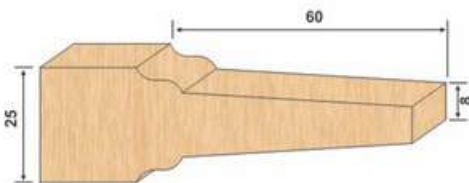
YTB 18

| ORDER CODE | DIA | MOULDING SIZE | BORE | | | TEETH |
|------------|-----|---------------|------|-------|----|-------|
| YTB 18 113 | 175 | 50 x 25 | 30 | 31.75 | 35 | 4 |
| YTB 18 114 | 175 | 60 x 25 | 30 | 31.75 | 35 | 4 |



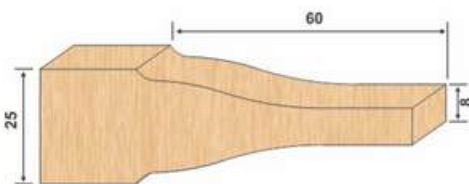
YTB 18

| ORDER CODE | DIA | MOULDING SIZE | BORE | | | TEETH |
|------------|-----|---------------|------|-------|----|-------|
| YTB 18 115 | 175 | 50 x 25 | 30 | 31.75 | 35 | 4 |
| YTB 18 116 | 175 | 60 x 25 | 30 | 31.75 | 35 | 4 |



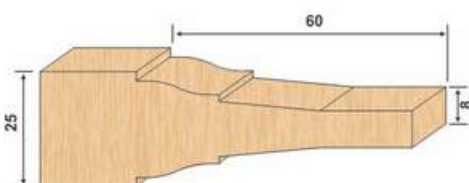
YTB 18

| ORDER CODE | DIA | MOULDING SIZE | BORE | | | TEETH |
|------------|-----|---------------|------|-------|----|-------|
| YTB 18 117 | 175 | 50 x 25 | 30 | 31.75 | 35 | 4 |
| YTB 18 118 | 175 | 60 x 25 | 30 | 31.75 | 35 | 4 |



YTB 18


| ORDER CODE | DIA | MOULDING SIZE | BORE | | | TEETH |
|------------|-----|---------------|------|-------|----|-------|
| YTB 18 119 | 175 | 50 x 25 | 30 | 31.75 | 35 | 4 |
| YTB 18 120 | 175 | 60 x 25 | 30 | 31.75 | 35 | 4 |



YTB 18

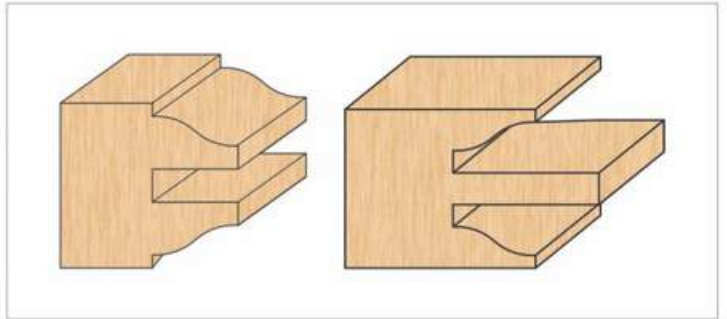
| ORDER CODE | DIA | MOULDING SIZE | BORE | | | TEETH |
|------------|-----|---------------|------|-------|----|-------|
| YTB 18 121 | 175 | 50 x 25 | 30 | 31.75 | 35 | 4 |
| YTB 18 122 | 175 | 60 x 25 | 30 | 31.75 | 35 | 4 |

Cutter Head Set for Door Extra Long Tenon T.C.T (Brazed) - YTB 19 (5 Pcs Set)

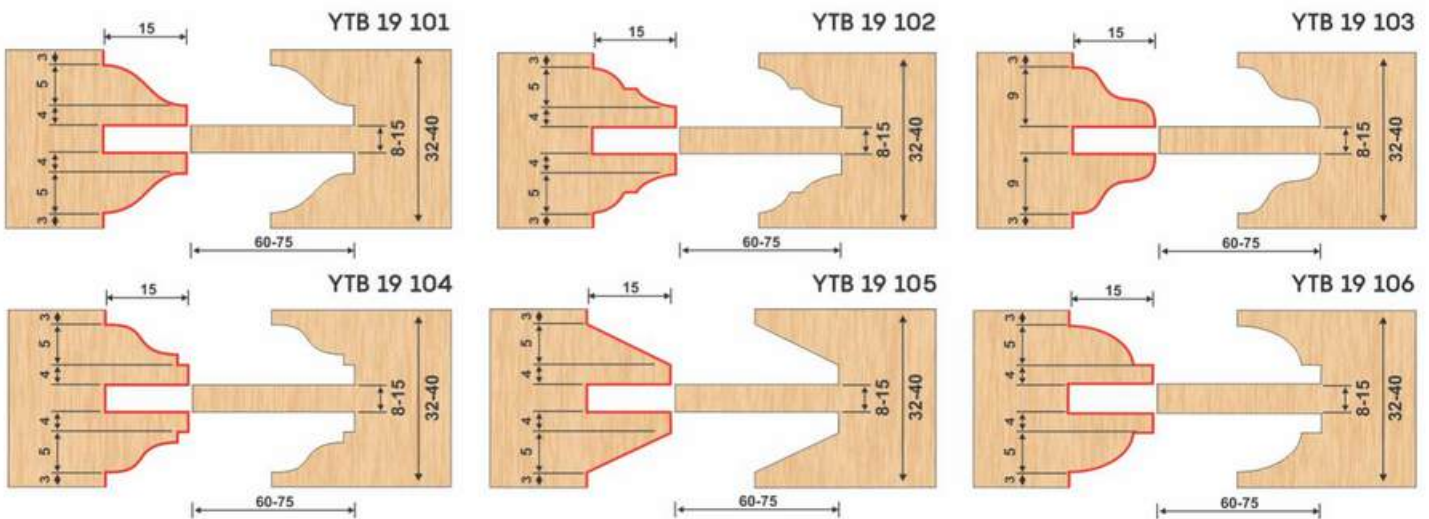
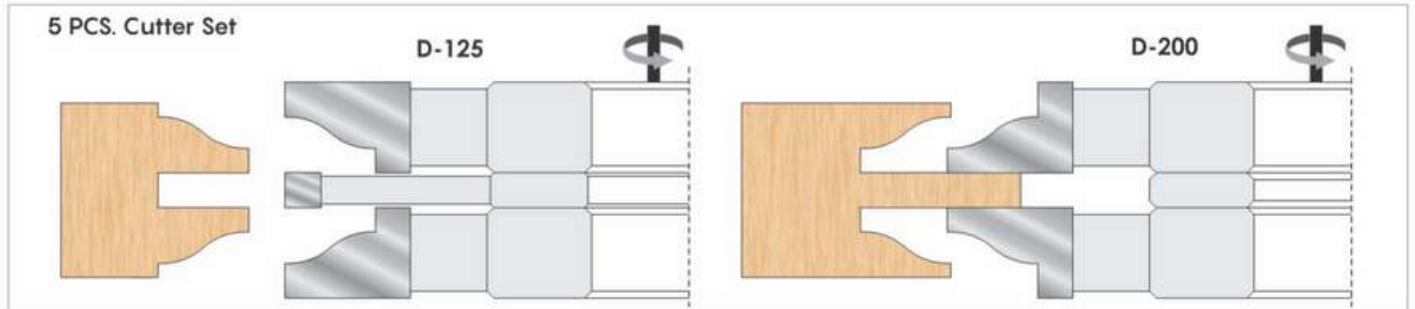


Technical Details :
Spindle Moulder Machines

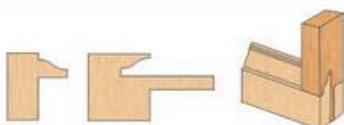
Application :
These very popular design cutters are useful in Door shutters. Yash cutters spell a different class in itself. The finish of the wood and cutter life works in your advantage. The cutters can achieve simple or complex profiling.




| YTB 19 | | | | | | |
|------------|-----------|----------------|------|-------|----|-------|
| ORDER CODE | DIA | WOOD THICKNESS | BORE | | | TEETH |
| YTB 19 101 | 125 / 200 | 32 to 40 | 30 | 31.75 | 35 | 4 + 6 |
| YTB 19 102 | 125 / 200 | 32 to 40 | 30 | 31.75 | 35 | 4 + 6 |
| YTB 19 103 | 125 / 200 | 32 to 40 | 30 | 31.75 | 35 | 4 + 6 |
| YTB 19 104 | 125 / 200 | 32 to 40 | 30 | 31.75 | 35 | 4 + 6 |
| YTB 19 105 | 125 / 200 | 32 to 40 | 30 | 31.75 | 35 | 4 + 6 |
| YTB 19 106 | 125 / 200 | 32 to 40 | 30 | 31.75 | 35 | 4 + 6 |




for Making Window Frame



ORDER CODE
YTB 19 01
D-170 x B30 x T20 x Z6



ORDER CODE
YTB 19 02
D-125 x B30 x T20 x Z4



Any Customized Specifications Also Can Make As Per Requirements

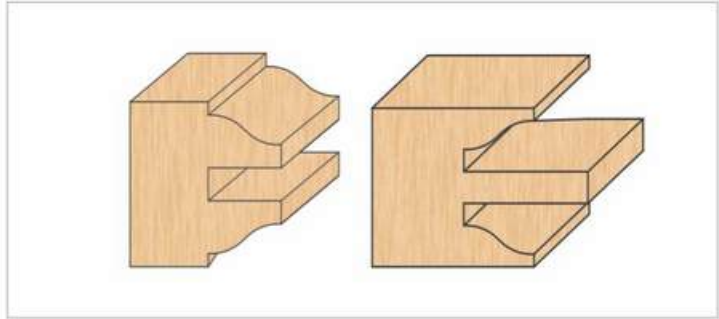

Cutter Head Set for Door Extra Long Tenon T.C.T (Brazed) - YTB 20 (5 Pcs Set)

Technical Details :

Spindle Moulder Machines

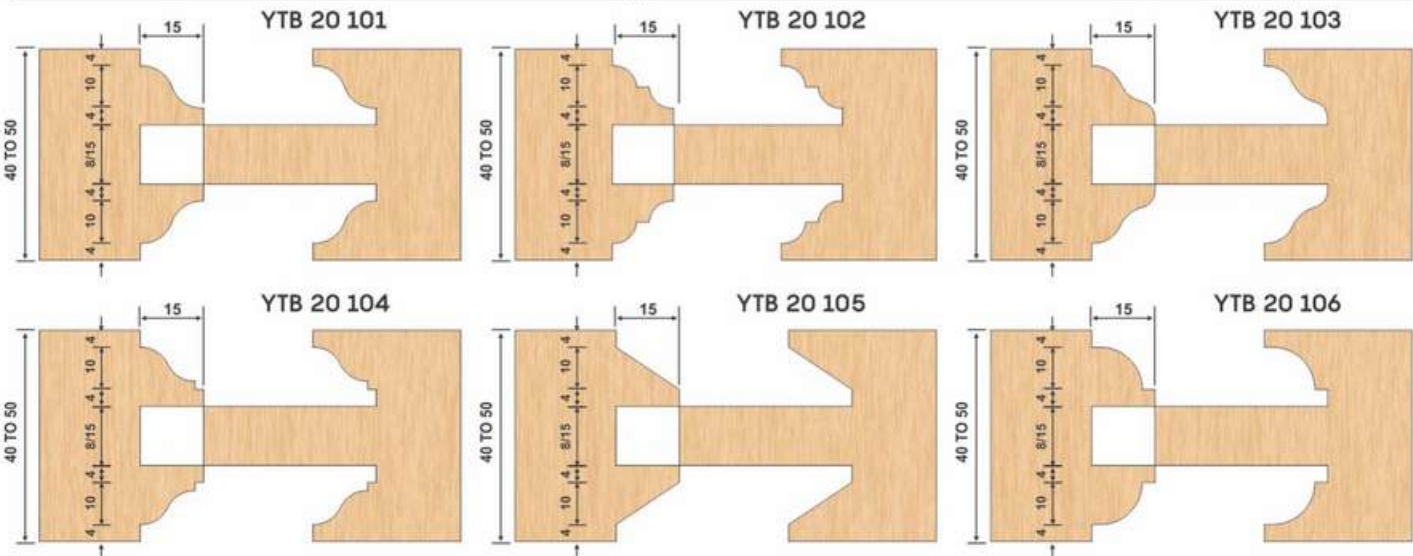
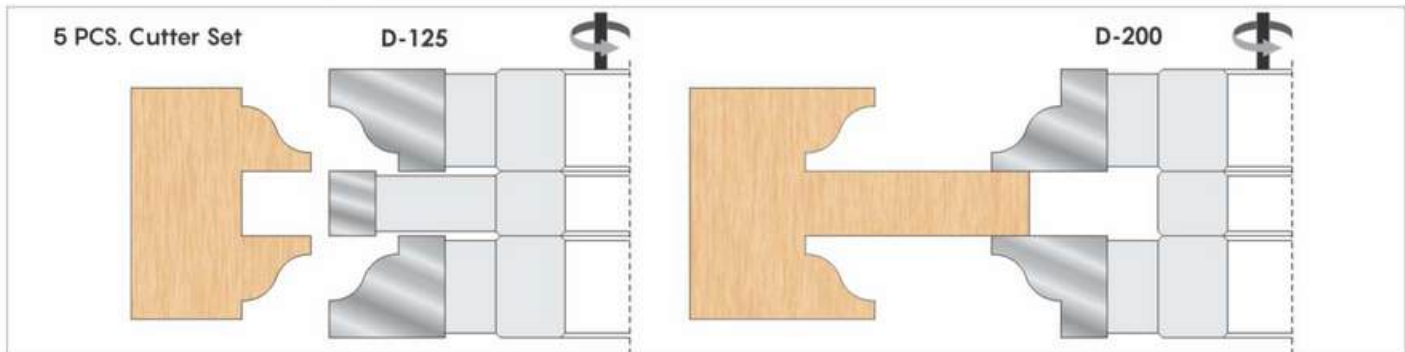
Application :

These very popular design cutters are useful in Door shutters. Yash cutters spell a different class in itself. The finish of the wood and cutter life works in your advantage. The cutters can achieve simple or complex profiling.

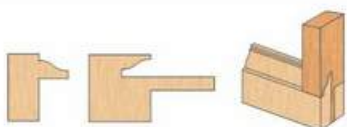


YTB 20

| ORDER CODE | DIA | WOOD THICKNESS | BORE | | | TEETH |
|------------|-----------|----------------|------|-------|----|-------|
| YTB 20 101 | 125 / 200 | 40 to 50 | 30 | 31.75 | 35 | 4 + 6 |
| YTB 20 102 | 125 / 200 | 40 to 50 | 30 | 31.75 | 35 | 4 + 6 |
| YTB 20 103 | 125 / 200 | 40 to 50 | 30 | 31.75 | 35 | 4 + 6 |
| YTB 20 104 | 125 / 200 | 40 to 50 | 30 | 31.75 | 35 | 4 + 6 |
| YTB 20 105 | 125 / 200 | 40 to 50 | 30 | 31.75 | 35 | 4 + 6 |
| YTB 20 106 | 125 / 200 | 40 to 50 | 30 | 31.75 | 35 | 4 + 6 |




for Making Window Frame



ORDER CODE
YTB 20 01
D-170 x B30 x T20 x Z6



ORDER CODE
YTB 20 02
D-125 x B30 x T20 x Z4



**Cutter Head Set for Door Short Tenon
T.C.T (Brazed) - YTB 21 (5 Pcs Set)**

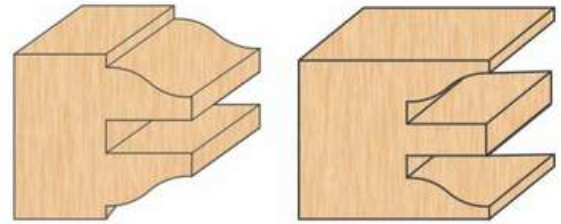


Technical Details :

Spindle Moulder Machines

Application :

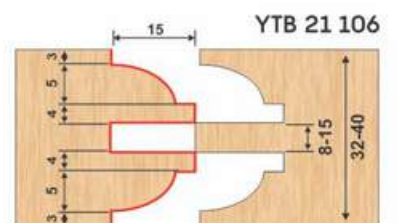
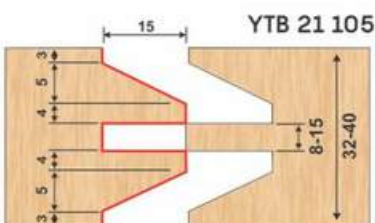
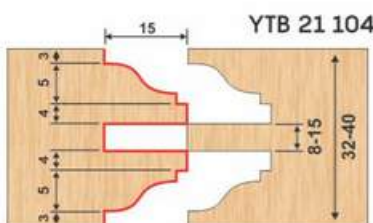
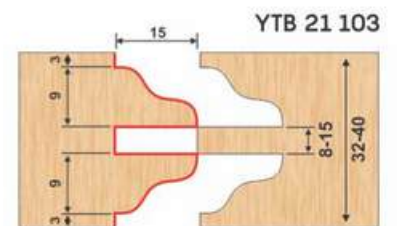
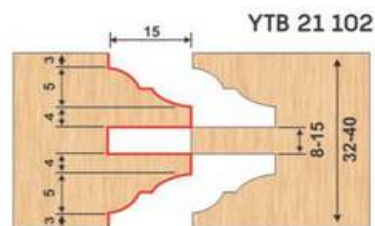
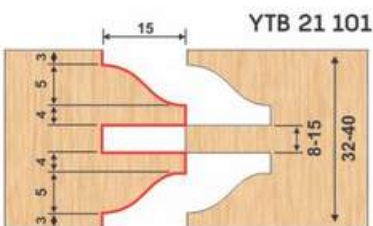
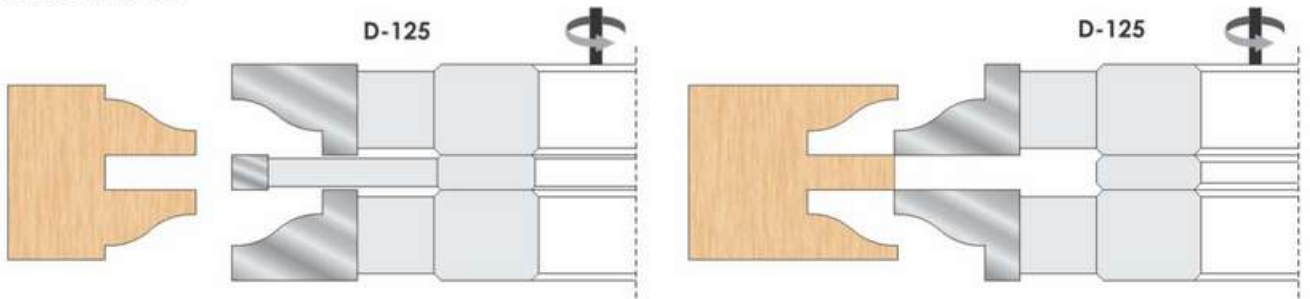
These very popular design cutters are useful in Door shutters. Yash cutters spell a different class in itself. The finish of the wood and cutter life works in your advantage. The cutters can achieve simple or complex profiling.




YTB 21

| ORDER CODE | DIA | WOOD THICKNESS | BORE | | | TEETH |
|------------|-----|----------------|------|-------|----|-------|
| YTB 21 101 | 125 | 32 to 40 | 30 | 31.75 | 35 | 4 |
| YTB 21 102 | 125 | 32 to 40 | 30 | 31.75 | 35 | 4 |
| YTB 21 103 | 125 | 32 to 40 | 30 | 31.75 | 35 | 4 |
| YTB 21 104 | 125 | 32 to 40 | 30 | 31.75 | 35 | 4 |
| YTB 21 105 | 125 | 32 to 40 | 30 | 31.75 | 35 | 4 |
| YTB 21 106 | 125 | 32 to 40 | 30 | 31.75 | 35 | 4 |

5 PCS. Cutter Set

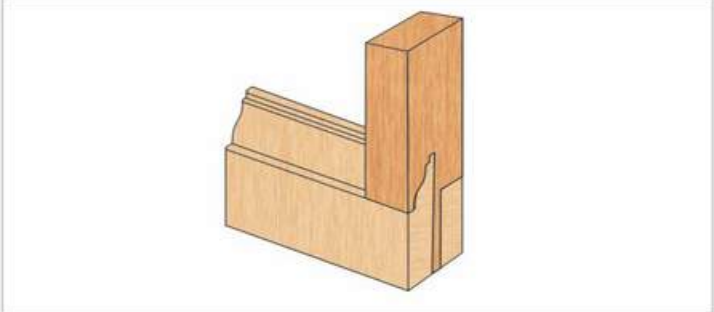


Cutter Head Set for Window T.C.T (Brazed) - YTB 22 (4 Pcs Set)

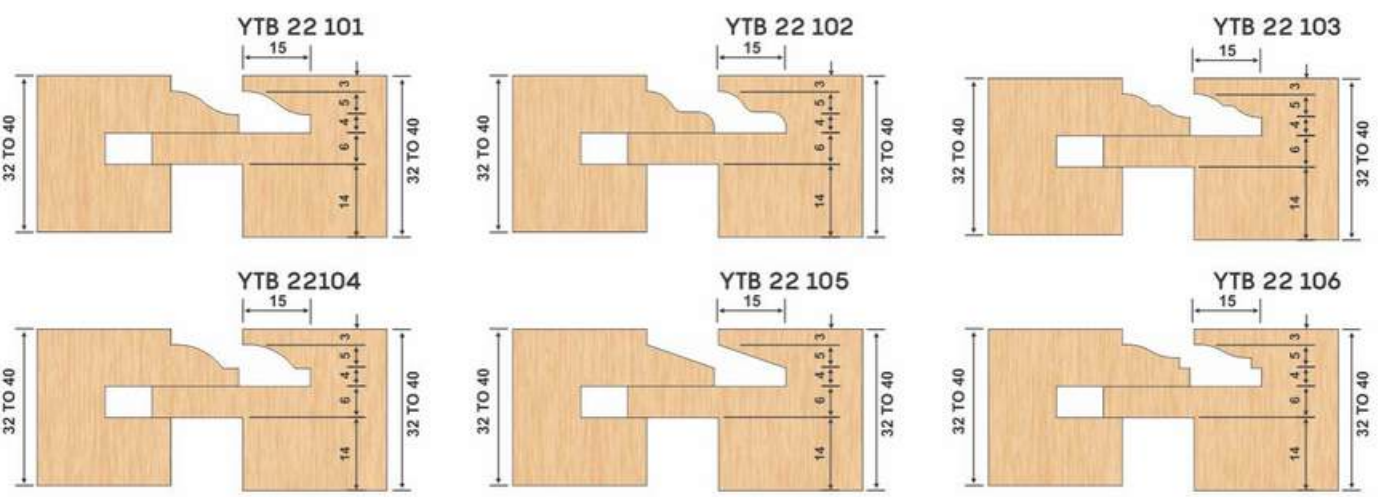
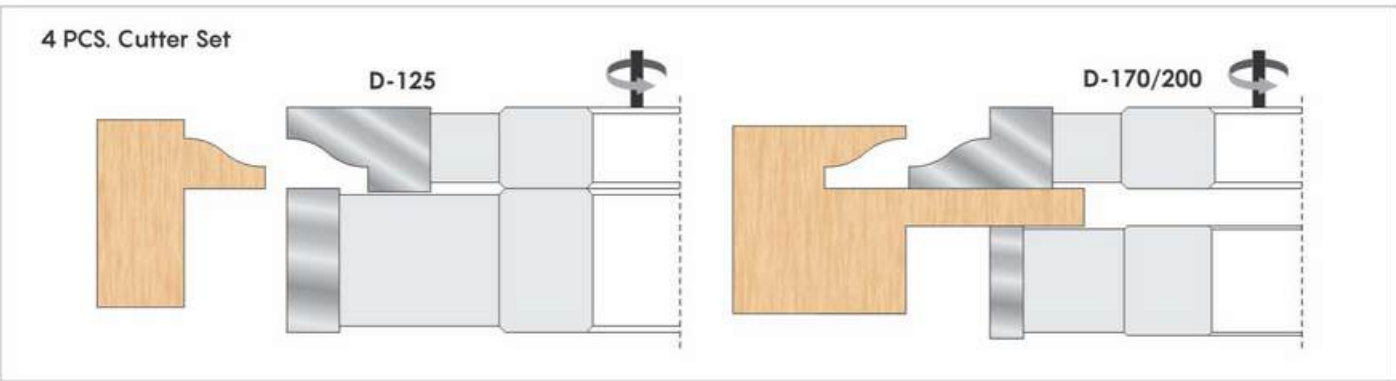


Technical Details :
Spindle Moulder Machines

Application :
These very popular design cutters are useful in Window shutters. Yash cutters spell a different class in itself. The finish of the wood and cutter life works in your advantage. The cutters can achieve simple or complex profiling.



| YTB 22 | | | | | | |
|------------|-----------------|----------------|------|-------|-------|-------|
| ORDER CODE | DIA | WOOD THICKNESS | BORE | | TEETH | |
| YTB 22 101 | 125 / 170 / 200 | 32 to 40 | 30 | 31.75 | 35 | 4 / 6 |
| YTB 22 102 | 125 / 170 / 200 | 32 to 40 | 30 | 31.75 | 35 | 4 / 6 |
| YTB 22 103 | 125 / 170 / 200 | 32 to 40 | 30 | 31.75 | 35 | 4 / 6 |
| YTB 22 104 | 125 / 170 / 200 | 32 to 40 | 30 | 31.75 | 35 | 4 / 6 |
| YTB 22 105 | 125 / 170 / 200 | 32 to 40 | 30 | 31.75 | 35 | 4 / 6 |
| YTB 22 106 | 125 / 170 / 200 | 32 to 40 | 30 | 31.75 | 35 | 4 / 6 |



Cutter Head Door Set for Tenoning T.C.T (Brazed) - YTB 23 (5 Pcs Set)

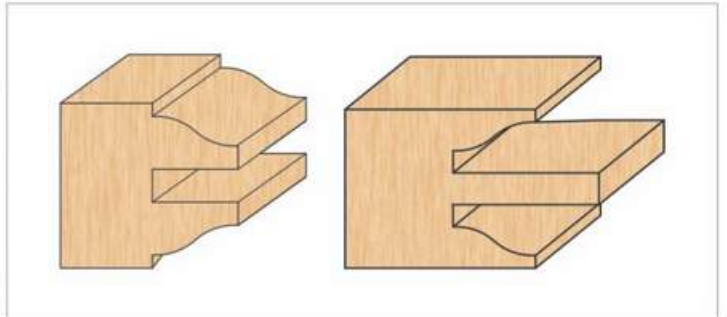


Technical Details :

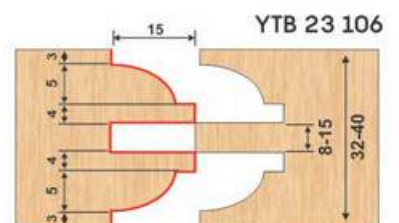
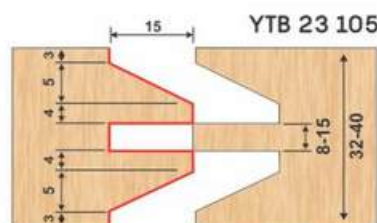
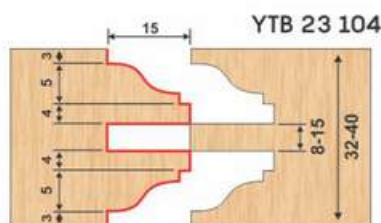
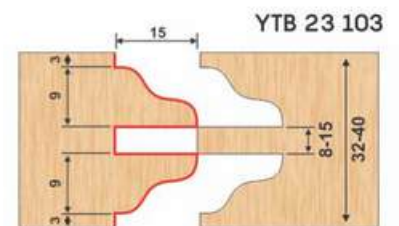
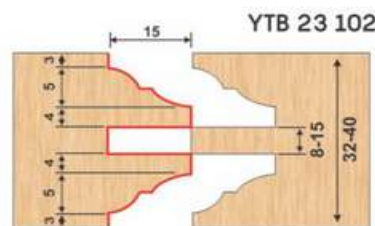
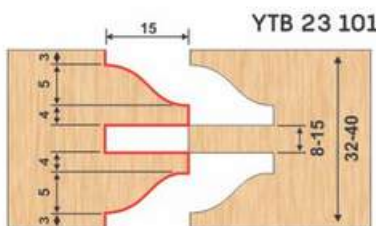
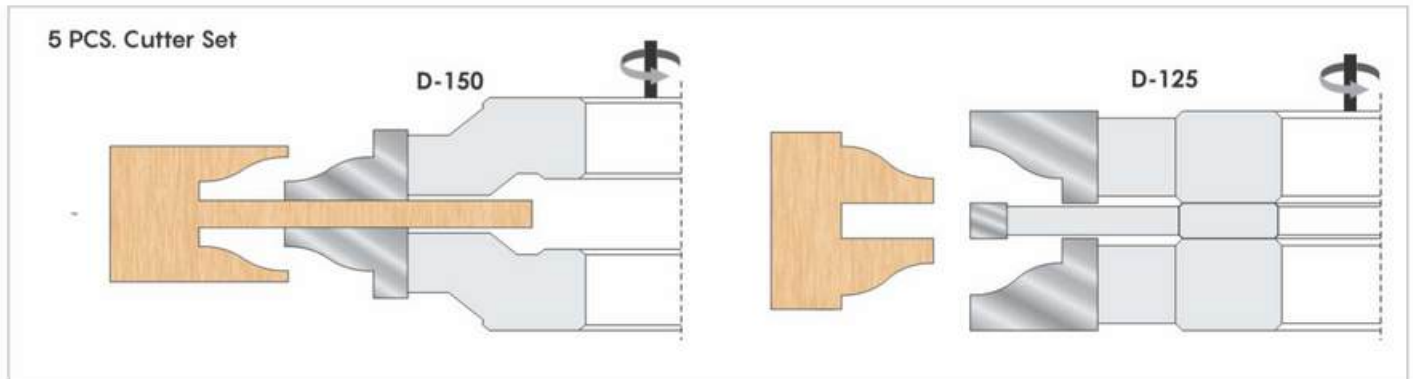
Tenoning Machines & Spindle Moulder Machines,

Application :


These very popular design cutters are useful in Door shutters. Yash cutters spell a different class in itself. The finish of the wood and cutter life works in your advantage. The cutters can achieve simple or complex profiling.



| YTB 23 | | | | | | |
|------------|-----------|----------------|------|-------|-------|-------|
| ORDER CODE | DIA | WOOD THICKNESS | BORE | | TEETH | |
| YTB 23 101 | 125 / 150 | 32 to 40 | 30 | 31.75 | 35 | 4 / 6 |
| YTB 23 102 | 125 / 150 | 32 to 40 | 30 | 31.75 | 35 | 4 / 6 |
| YTB 23 103 | 125 / 150 | 32 to 40 | 30 | 31.75 | 35 | 4 / 6 |
| YTB 23 104 | 125 / 150 | 32 to 40 | 30 | 31.75 | 35 | 4 / 6 |
| YTB 23 105 | 125 / 150 | 32 to 40 | 30 | 31.75 | 35 | 4 / 6 |
| YTB 23 106 | 125 / 150 | 32 to 40 | 30 | 31.75 | 35 | 4 / 6 |



Cutter Head Set Window for Tenoning T.C.T (Brazed) - YTB 24 (4 Pcs Set)

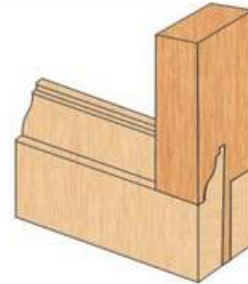


Technical Details :

Tenoning Machines & Spindle Moulder Machines

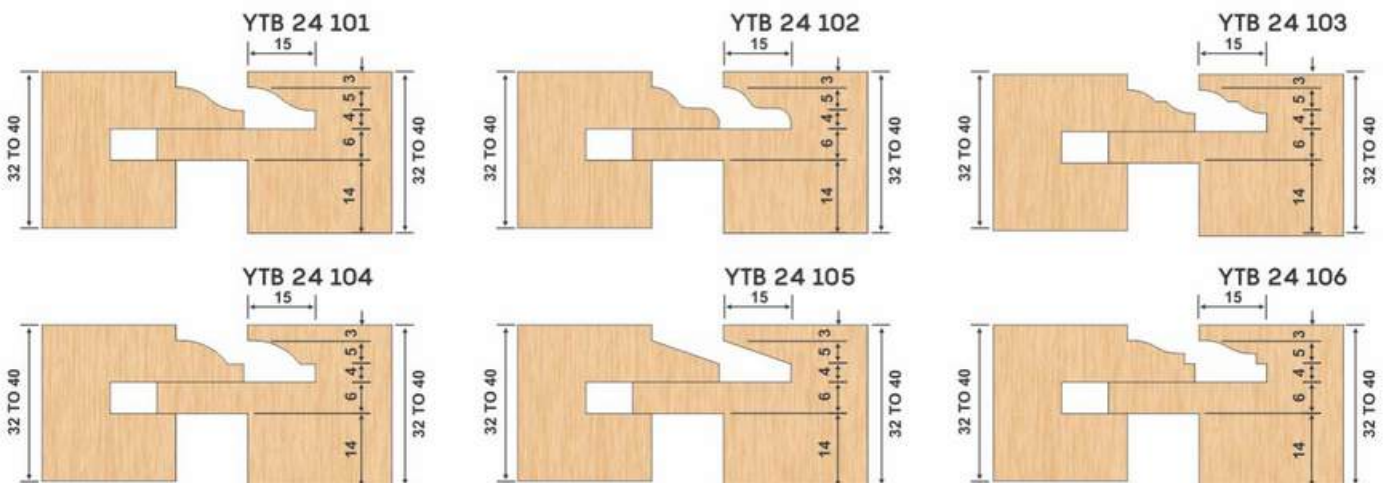
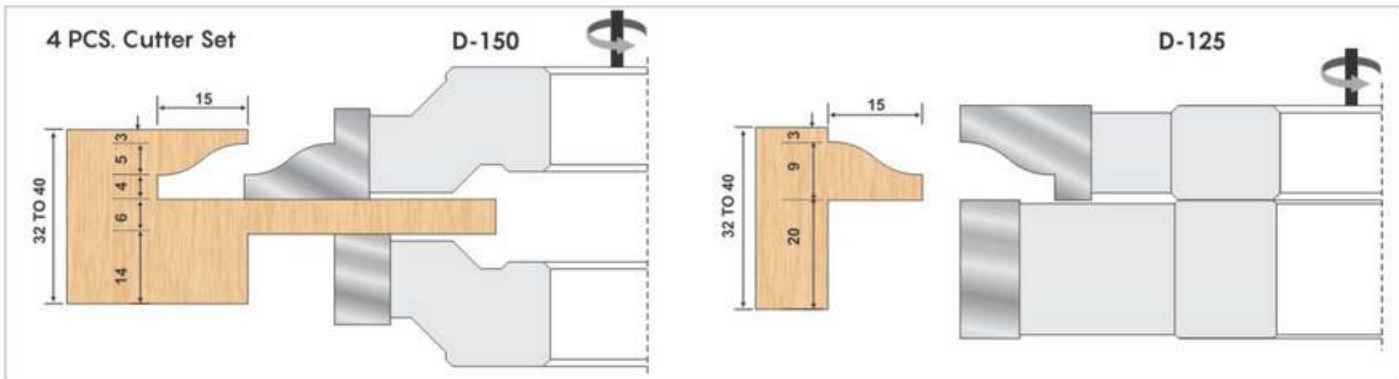
Application :

These very popular design cutters are useful in Door shutters. Yash cutters spell a different class in itself. The finish of the wood and cutter life works in your advantage. The cutters can achieve simple or complex profiling.



YTB 24

| ORDER CODE | DIA | WOOD THICKNESS | BORE | | TEETH | |
|------------|-----------|----------------|------|-------|-------|-------|
| YTB 24 101 | 125 / 150 | 32 to 40 | 30 | 31.75 | 35 | 4 / 6 |
| YTB 24 102 | 125 / 150 | 32 to 40 | 30 | 31.75 | 35 | 4 / 6 |
| YTB 24 103 | 125 / 150 | 32 to 40 | 30 | 31.75 | 35 | 4 / 6 |
| YTB 24 104 | 125 / 150 | 32 to 40 | 30 | 31.75 | 35 | 4 / 6 |
| YTB 24 105 | 125 / 150 | 32 to 40 | 30 | 31.75 | 35 | 4 / 6 |
| YTB 24 106 | 125 / 150 | 32 to 40 | 30 | 31.75 | 35 | 4 / 6 |



Cutter Head Set for Door Fix T.C.T (Brazed) -
YTB 24 A (2 Pcs Set)

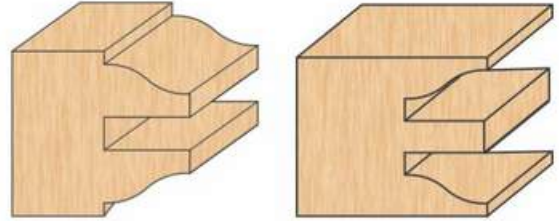


Technical Details :

Tenoning Machines & Spindle Moulder Machines

Application :

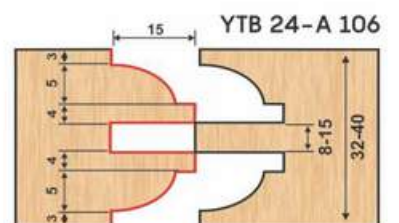
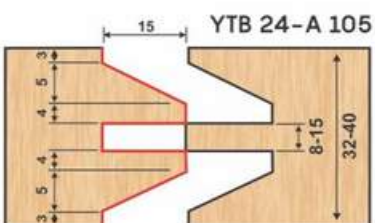
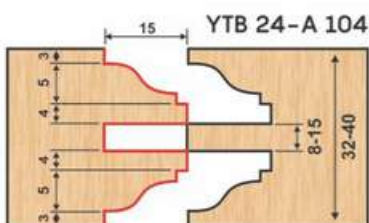
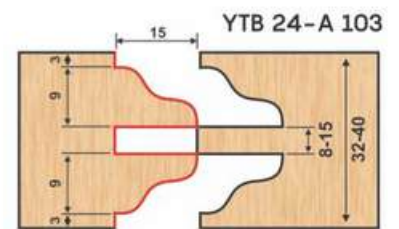
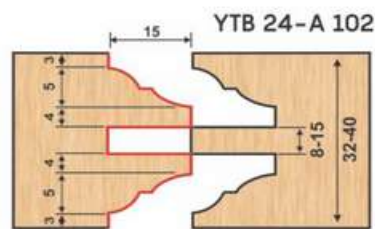
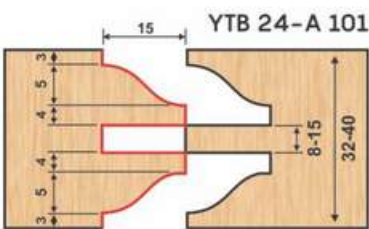
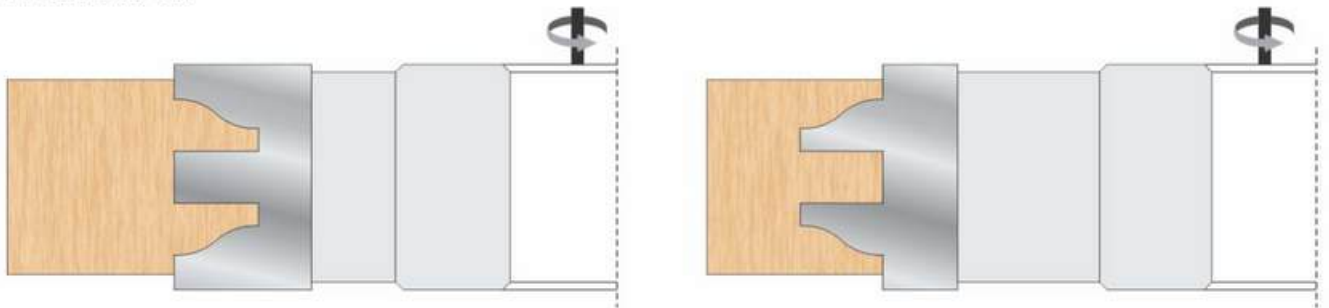
These very popular design cutters are useful in Window shutters. Yash cutters spell a different class in itself. The finish of the wood and cutter life works in your advantage. The cutters can achieve simple or complex profiling.



YTB 24-A

| ORDER CODE | DIA | WOOD THICKNESS | BORE | | | TEETH |
|--------------|-----|----------------|------|-------|----|-------|
| YTB 24 A 101 | 125 | 32 to 40 | 30 | 31.75 | 35 | 4 |
| YTB 24 A 102 | 125 | 32 to 40 | 30 | 31.75 | 35 | 4 |
| YTB 24 A 103 | 125 | 32 to 40 | 30 | 31.75 | 35 | 4 |
| YTB 24 A 104 | 125 | 32 to 40 | 30 | 31.75 | 35 | 4 |
| YTB 24 A 105 | 125 | 32 to 40 | 30 | 31.75 | 35 | 4 |
| YTB 24 A 106 | 125 | 32 to 40 | 30 | 31.75 | 35 | 4 |

2 PCS. Cutter Set



Cutter Head Set For Door Frame T.C.T (Brazed) - YTB 25 (8 Pcs Set)

Technical Details :

Use on Spindle Molder Machines, Double-end Tenoners and Shapers Machines

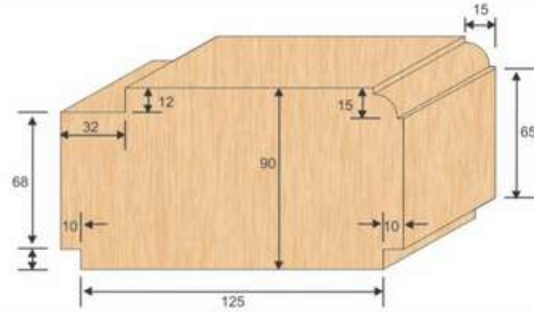
Application :

High Quality Carbide Tip For Long Life & Many Re — sharpening , Precision Ground , 4/6 Wing Cutters For Ultimate



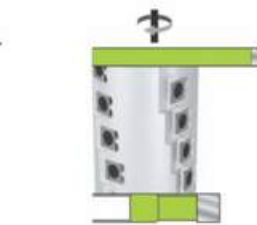
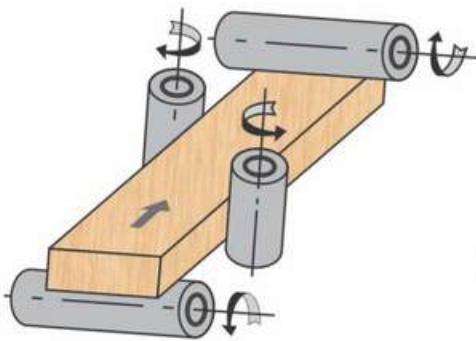
YTB 25

| ORDER CODE | DIA | MOULDING SIZE | BORE |
|------------|-----------|---------------|------|
| YTB 25 101 | 180 / 115 | 63 to 100 | 40 |
| YTB 25 102 | 195 / 115 | 63 to 127 | 40 |
| YTB 25 103 | 230 / 115 | 75 to 125 | 40 |



USE ON 4 SIDE MOULER MACHINE

8 PCS. Cutter Set



LEFT SIDE SPINDLE



TOP SIDE SPINDLE




SPINDLE PLANNING ROLL



RIGHT SIDE SPINDLE

YTB 25 101




63 x 100

YTB 25 102



63 x 127

YTB 25 103



75 x 125

Cutter Head Set For Adjustable Tongue & Groove Cutter T.C.T (Brazed) - YTB 26



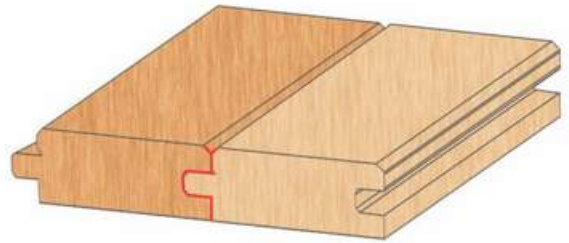
ADJUSTABLE

Technical Details :

Spindle Moulder Machines & Four Side Moulder Machines

Application :

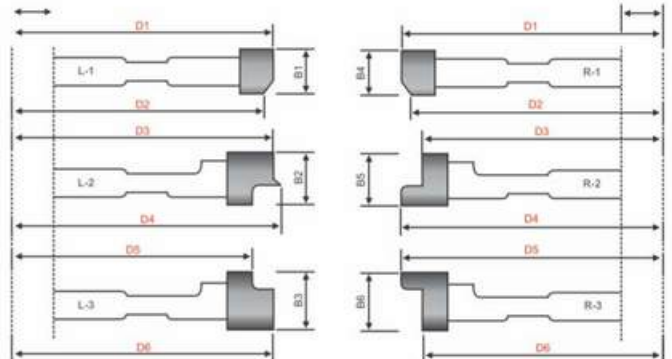
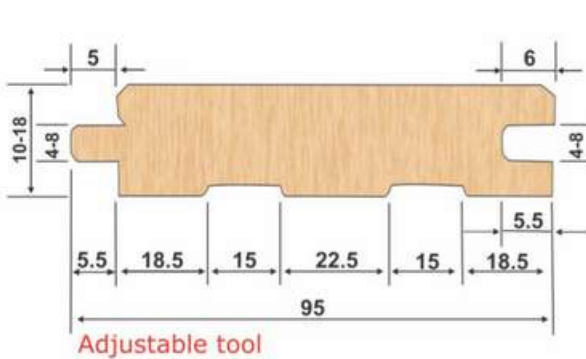
High Quality Carbide Tip For Long Life & Many Re - sharpening , Precision Ground , 4/6 Wing Cutters For Ultimate



6 PCS. Cutter Set

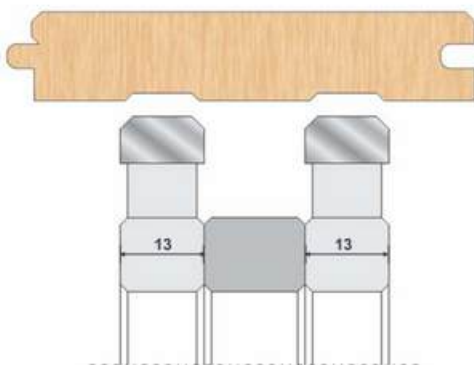
YTB 26

| ORDER CODE | DIA | MOULDING SIZE | BORE | TEETH | |
|------------|-----|---------------|------|-------|-----------|
| YTB 26 101 | 150 | 10 to 18 | 40 | 3 + 3 | 6 Pcs Set |
| YTB 26 102 | 150 | 10 to 18 | 40 | 4 + 4 | 6 Pcs Set |




YTB 26

| ORDER CODE | DIA | THICKNESS | BORE | TEETH | |
|------------|-----|-----------|------|-------|-----------|
| YTB 26 103 | 125 | 16mm | 40 | 4 | 3 Pcs Set |




YTB 26

| ORDER CODE | DIA | MOULDING SIZE | BORE | TEETH |
|------------|-----|---------------|------|-------|
| YTB 26 104 | 125 | 95mm | 40 | 4 |
| YTB 26 105 | 125 | 110mm | 40 | 4 |



Cutter Head Set For Flooring T.C.T (Brazed) - YTB 27 (9 pcs Set)

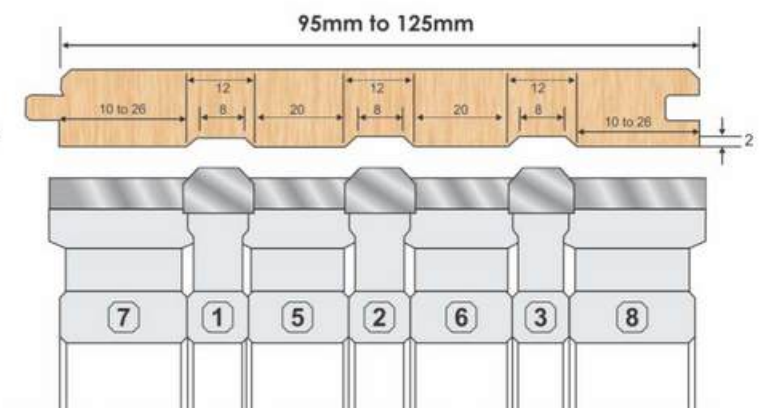
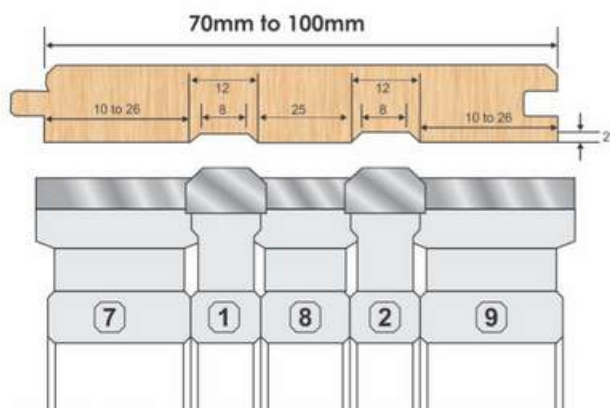
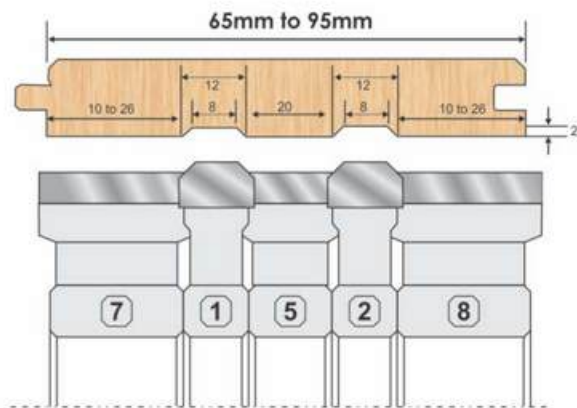
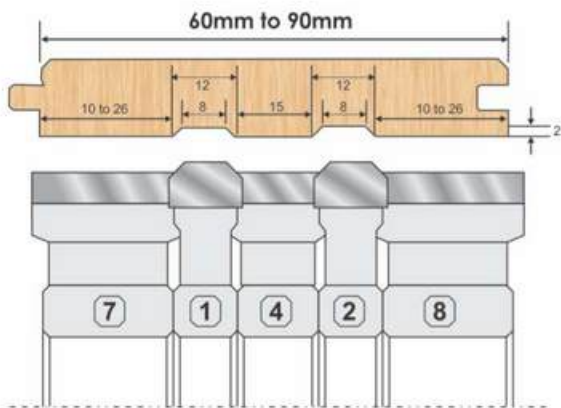


| YTB 27 | | | | |
|------------|-----|---------------|------|-------|
| ORDER CODE | DIA | MOULDING SIZE | BORE | TEETH |
| YTB 27 101 | 125 | 60 to 125 | 40 | 4 |


Technical Details :
Spindle Moulder Machines & Four Side Moulder Machines

Application :
This Set Contains 9 Pcs for Flooring Back Grooving With Planning In Wood The Cutter Set Allow The Insetion Of Cutter According To Wood Width 60 mm To 125 mm

According To Wood Thickness Use Below Mention Numbers Cutters



Cutter Head Set For Adjustable Tounge & Groove Cutter T.C.T (Brazed) - YTB 28(4 pcs Set)



Technical Details :

Spindle Moulder Machines & Four Side Moulder Machines

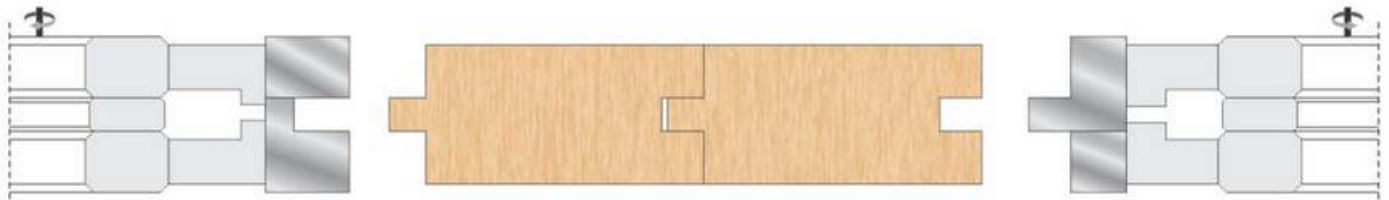
Application :

Perfect For Solid Wood & Panel Materials From 10 mm wood To 18 mm Wood

YTB 28

| ORDER CODE | DIA | MOULDING SIZE | BORE | TEETH |
|------------|-----|---------------|------|-------|
| YTB 28 101 | 150 | 10 to 18 | 40 | 3 + 3 |
| YTB 28 102 | 150 | 10 to 18 | 40 | 4 + 4 |

4 PCS. Cutter Set



Cutter Head Set For Locking & Flooring T.C.T (Brazed) - YTB 29

YTB 29

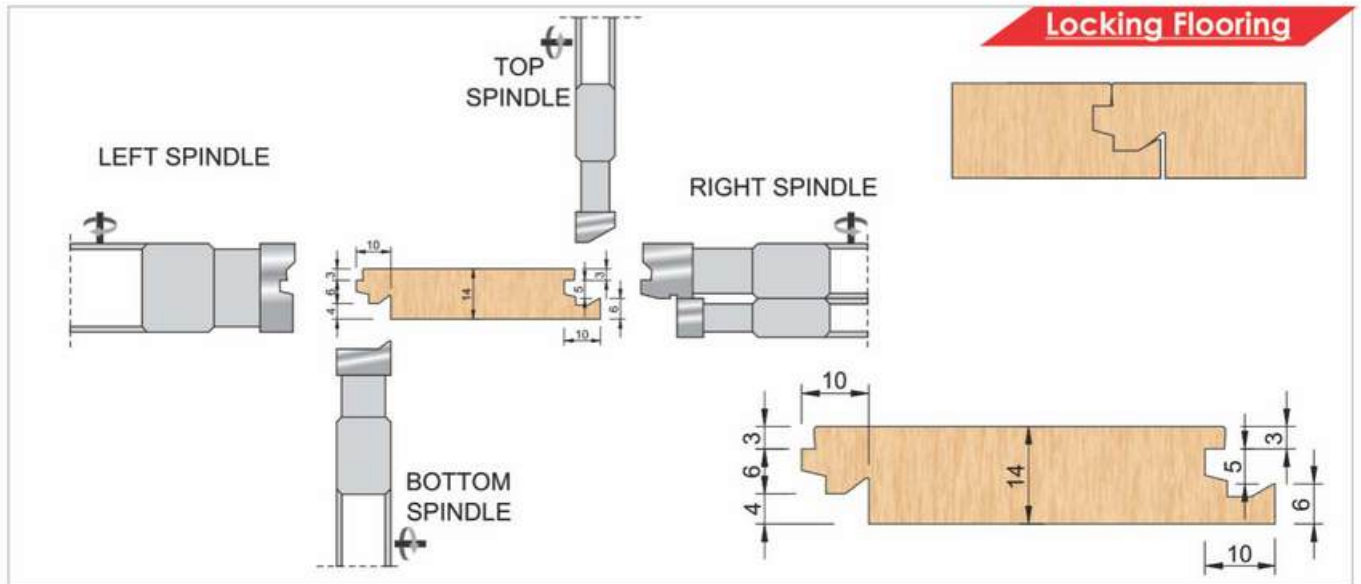
| ORDER CODE | DIA | MOULDING SIZE | BORE | TEETH |
|------------|-----|---------------|------|-------|
| YTB 29 101 | 125 | 14mm | 40 | 4 |
| YTB 29 102 | 125 | 19mm | 40 | 4 |

Technical Details :

Spindle Moulder Machines & Four Side Moulder Machines

Application :


Perfect For Solid Wood & Panel Materials From 14 mm wood To 19 mm Wood



Any Customized Specifications Also Can Make As Per Requirements

Cutter Head Set For Flooring T.C.T (Brazed) - YTB 30

ROTATE | MAC | MAN

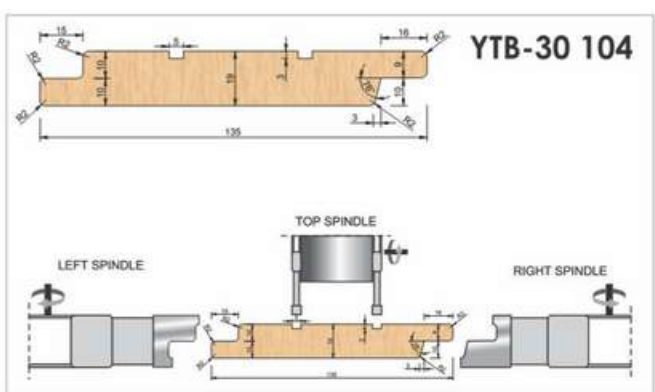
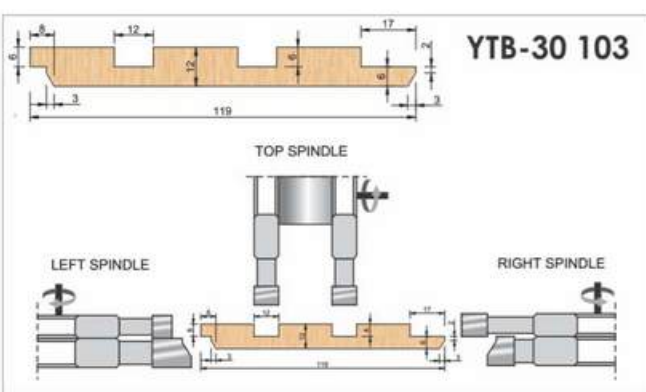
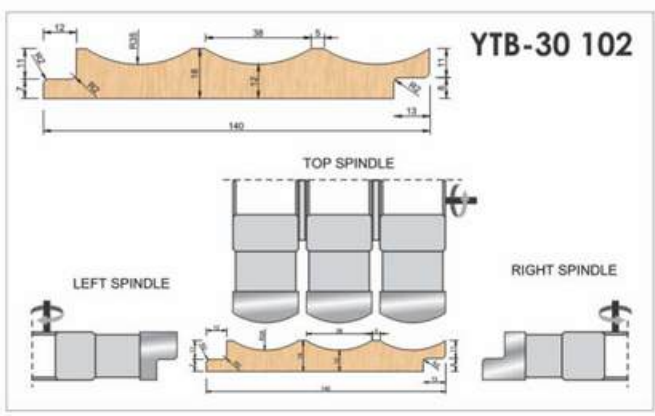
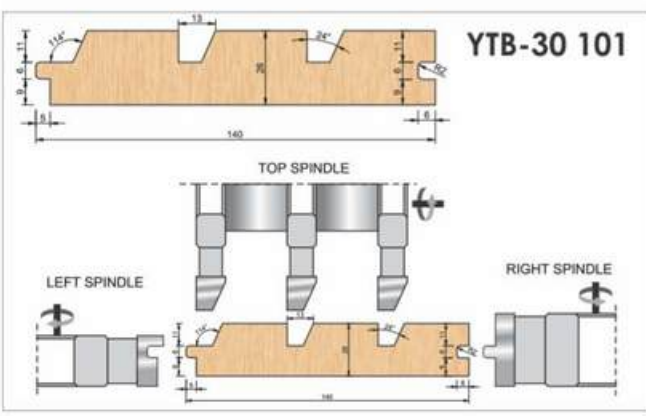
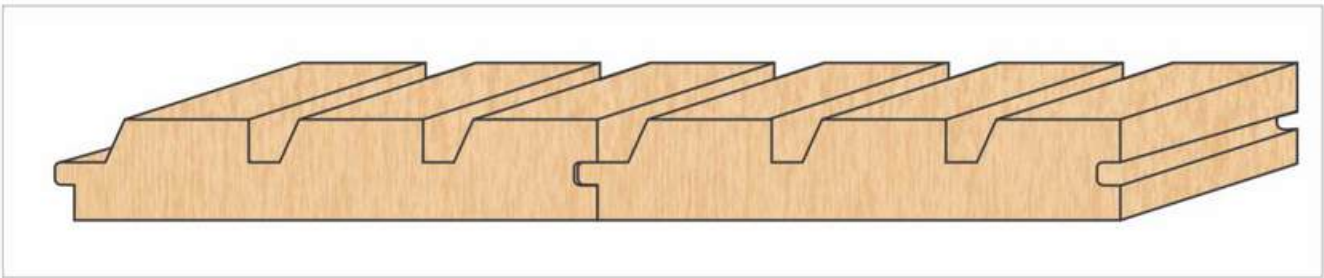


Technical Details :
Spindle Moulder Machines & Four Side Moulder Machines

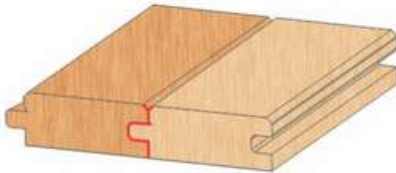
Application :
Perfect For Solid Wood & Panel Materials From 14 mm wood To 20 mm Wood

YTB 30

| ORDER CODE | DIA | WOOD THICKNESS | BORE | | TEETH |
|------------|-----|----------------|------|-------|-------|
| YTB 30 101 | 125 | 14 to 20 | 30 | 31.75 | 40 |
| YTB 30 102 | 125 | 14 to 20 | 30 | 31.75 | 40 |
| YTB 30 103 | 125 | 14 to 20 | 30 | 31.75 | 40 |
| YTB 30 104 | 125 | 14 to 20 | 30 | 31.75 | 40 |



Cutter Head Set For Flooring Fix T.C.T (Brazed) - YTB 31 (2 Pcs Set)



Technical Details :

Spindle Moulder Machines & Four Side Moulder Machines

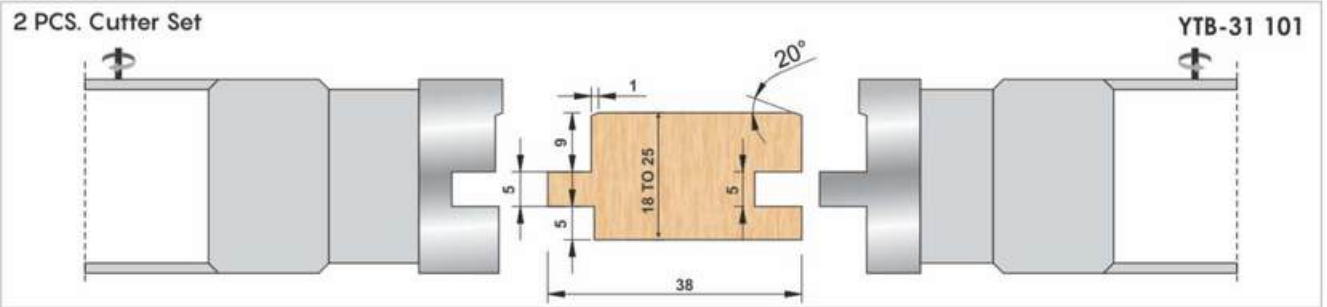
Application :

Perfect For Solid Wood & Panel Materials From 18 mm wood To 25 mm Wood

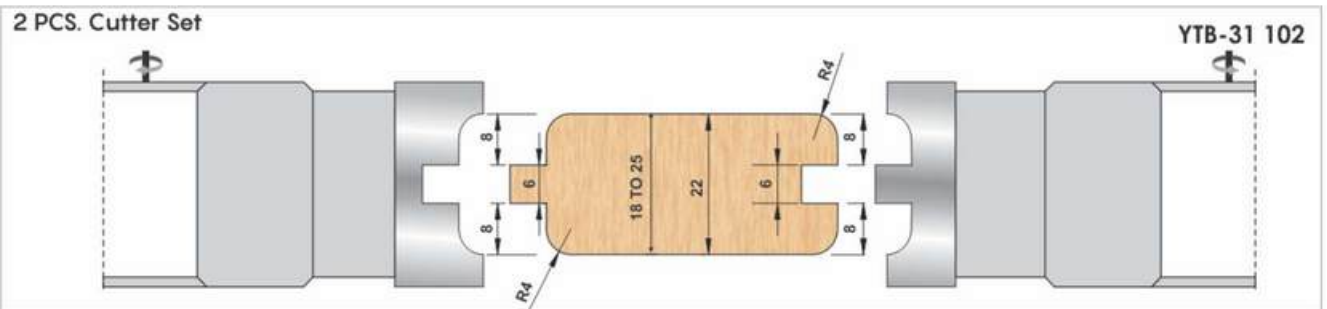
YTB 31

| ORDER CODE | DIA | WOOD THICKNESS | BORE | | TEETH |
|------------|-----|----------------|------|-------|-------|
| YTB 31 101 | 125 | 18 to 25 | 30 | 31.75 | 40 |
| YTB 31 102 | 125 | 18 to 25 | 30 | 31.75 | 40 |
| YTB 31 103 | 125 | 18 to 25 | 30 | 31.75 | 40 |
| YTB 31 104 | 125 | 14 to 20 | 30 | 31.75 | 40 |

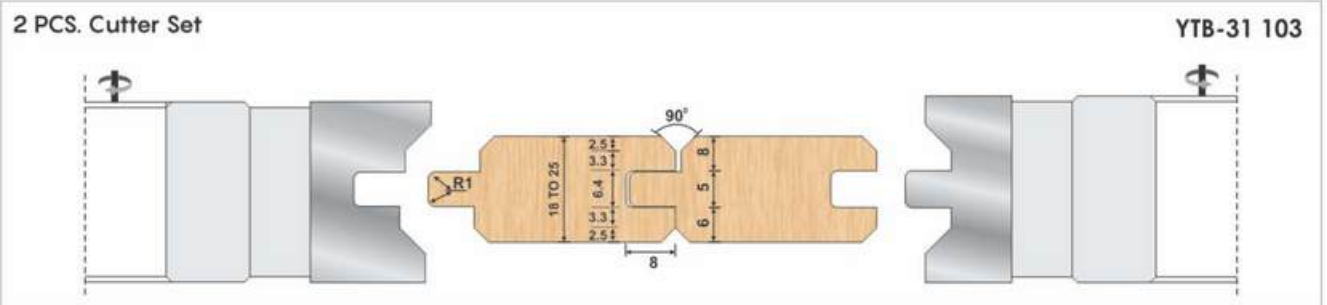
2 PCS. Cutter Set



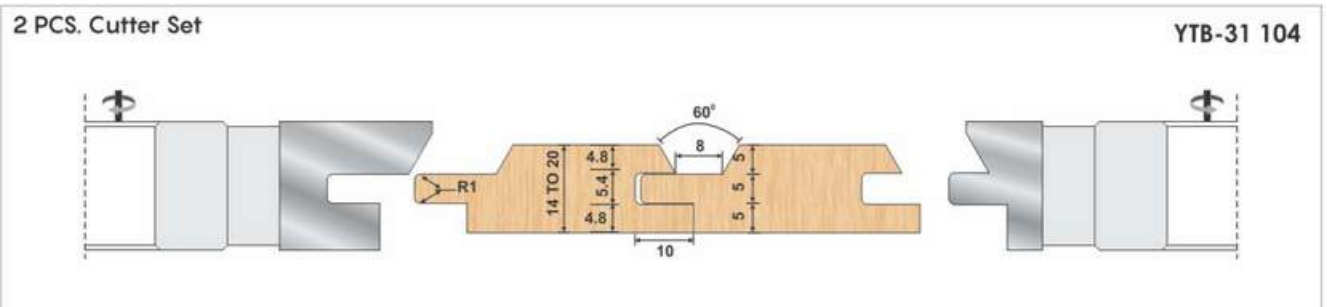
2 PCS. Cutter Set



2 PCS. Cutter Set

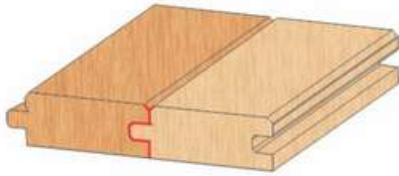



2 PCS. Cutter Set



Cutter Head Set For Tongue & Groove Fix T.C.T (Brazed) - YTB 32 (2 Pcs Set)

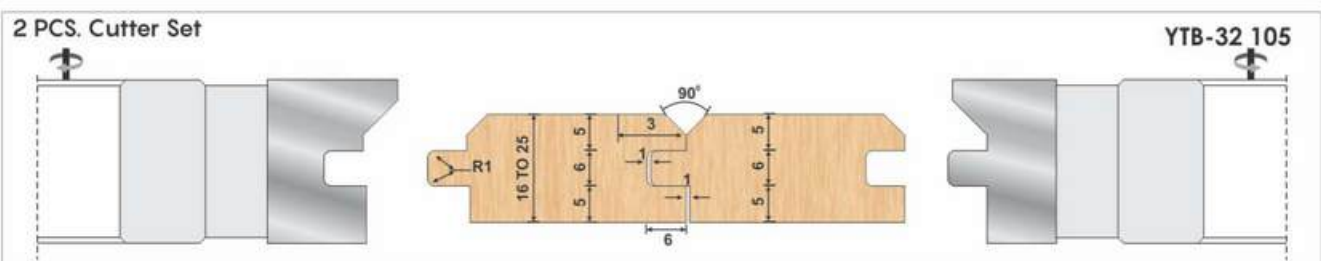
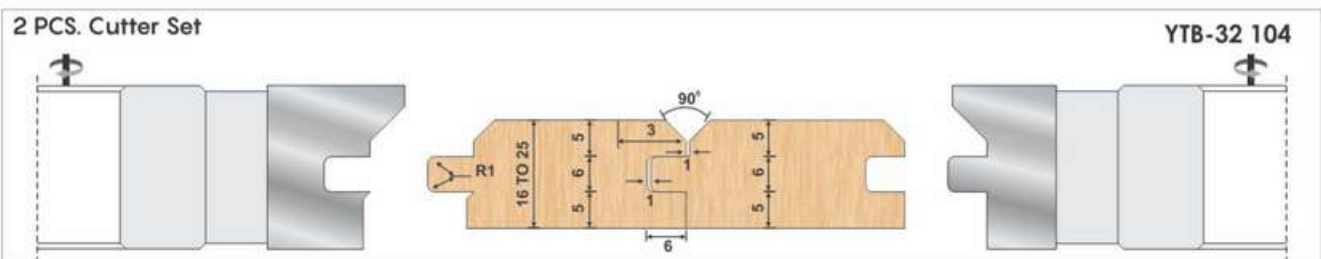
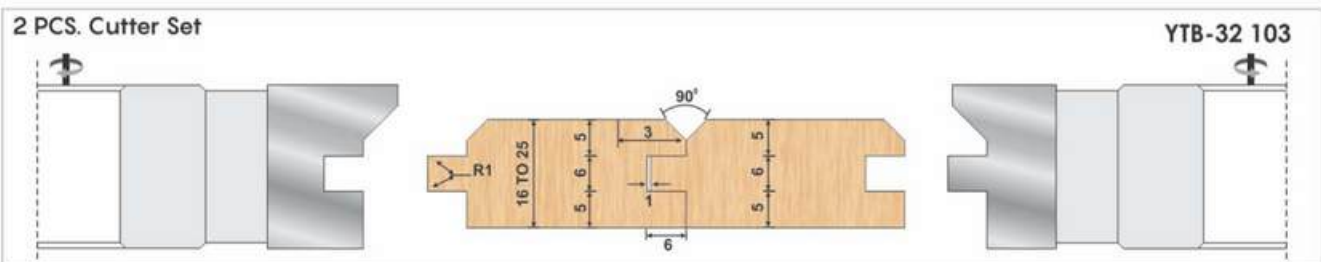
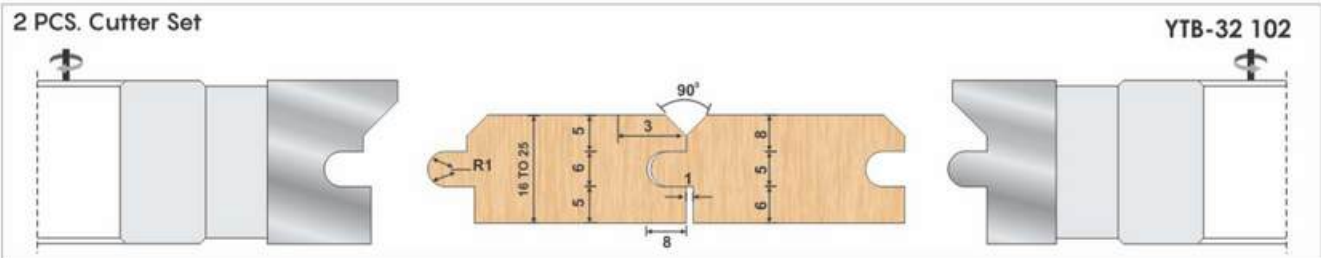
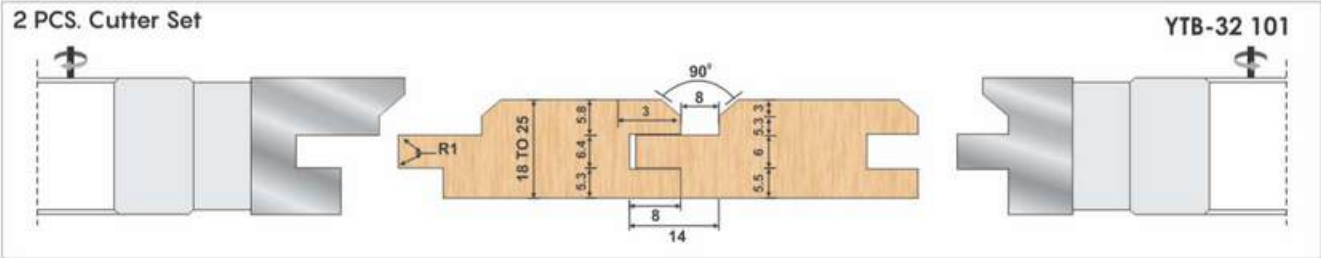
ROTATE | MAC | MAN



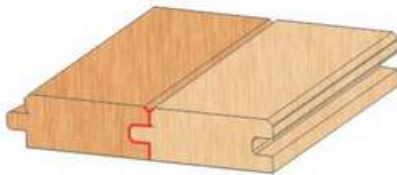

Technical Details :
Spindle Moulder Machines & Four Side Moulder Machines

Application :
Perfect For Solid Wood & Panel Materials From 18 mm wood To 25 mm Wood

| YTB 32 | | | | | | |
|------------|-----|----------------|------|-------|-------|---|
| ORDER CODE | DIA | WOOD THICKNESS | BORE | | TEETH | |
| YTB 32 101 | 125 | 18 to 25 | 30 | 31.75 | 40 | 4 |
| YTB 32 102 | 125 | 16 to 25 | 30 | 31.75 | 40 | 4 |
| YTB 32 103 | 125 | 16 to 25 | 30 | 31.75 | 40 | 4 |
| YTB 32 104 | 125 | 16 to 25 | 30 | 31.75 | 40 | 4 |
| YTB 32 105 | 125 | 16 to 25 | 30 | 31.75 | 40 | 4 |



Cutter Head Set For Tounge & Groove Fix T.C.T (Brazed) - YTB 33 (2 Pcs Set)



Technical Details :

Spindle Moulder Machines & Four Side Moulder Machines

Application :

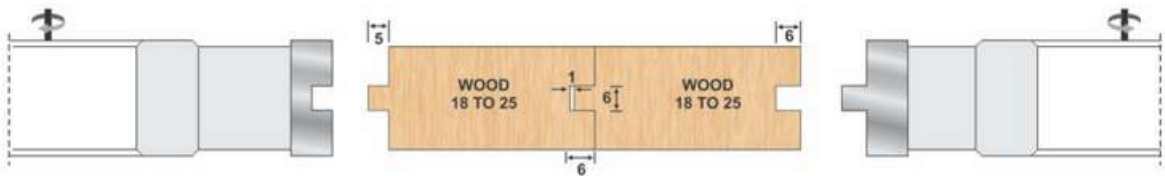
Perfect For Solid Wood & Panel Materials From 18 mm wood To 25 mm Wood

YTB 33

| ORDER CODE | DIA | WOOD THICKNESS | BORE | | TEETH |
|------------|-----|----------------|------|-------|-------|
| YTB 33 101 | 125 | 18 to 25 | 30 | 31.75 | 40 |
| YTB 33 102 | 125 | 18 to 25 | 30 | 31.75 | 40 |
| YTB 33 103 | 125 | 18 to 25 | 30 | 31.75 | 40 |
| YTB 33 104 | 125 | 18 to 25 | 30 | 31.75 | 40 |

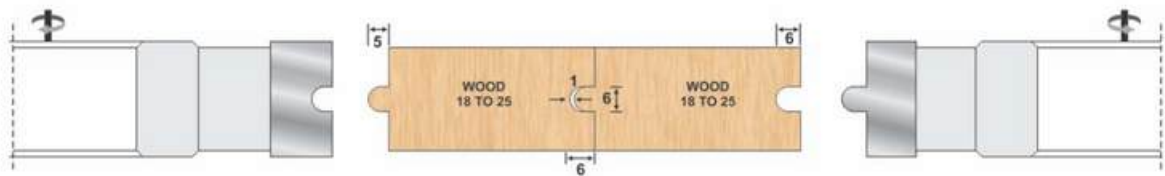
2 PCS. Cutter Set

YTB-33 101



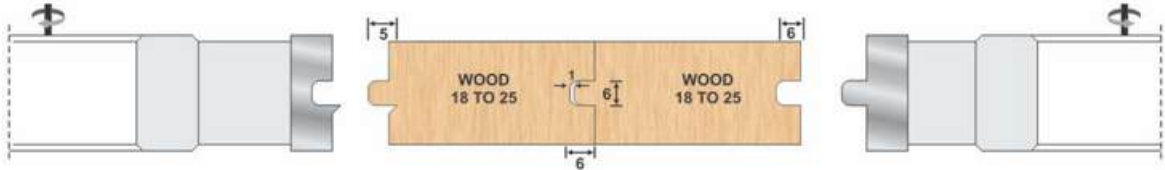
2 PCS. Cutter Set

YTB-33 102



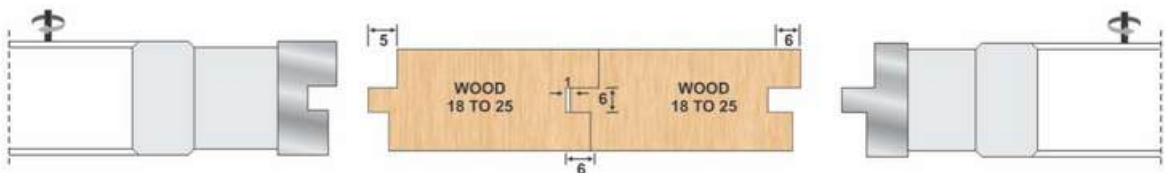
2 PCS. Cutter Set

YTB-33 103



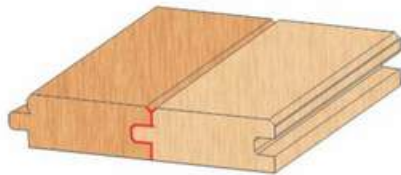

2 PCS. Cutter Set

YTB-33 104



Cutter Head Set For Tounge & Groove Fix T.C.T (Brazed) - YTB 34 (2 Pcs Set)

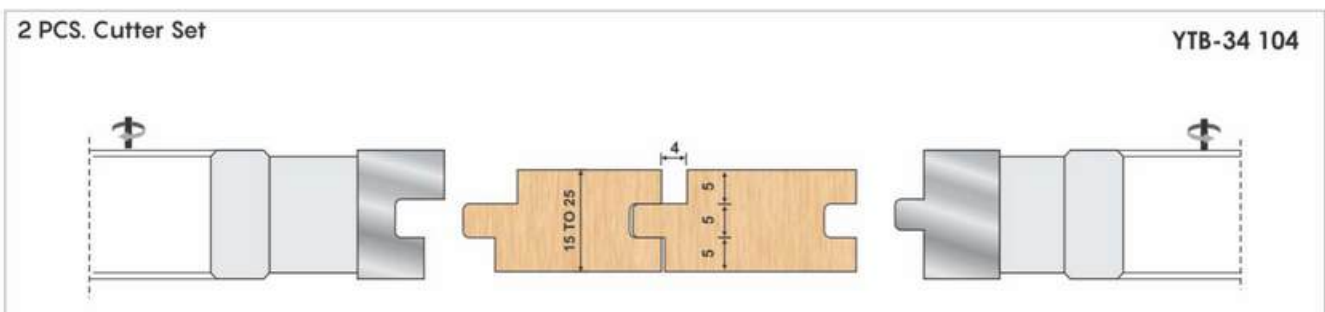
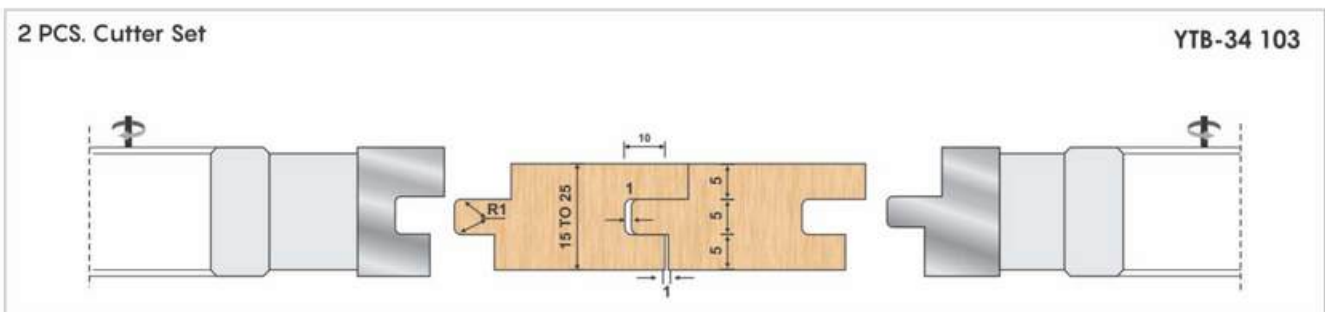
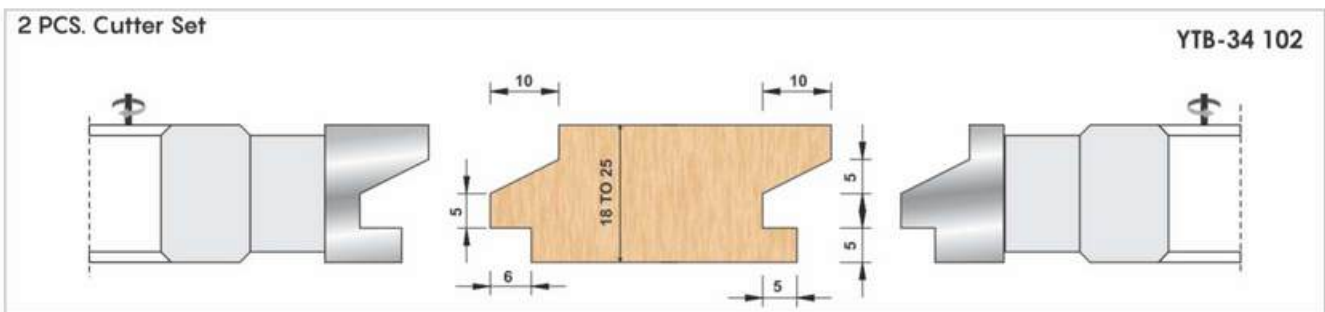
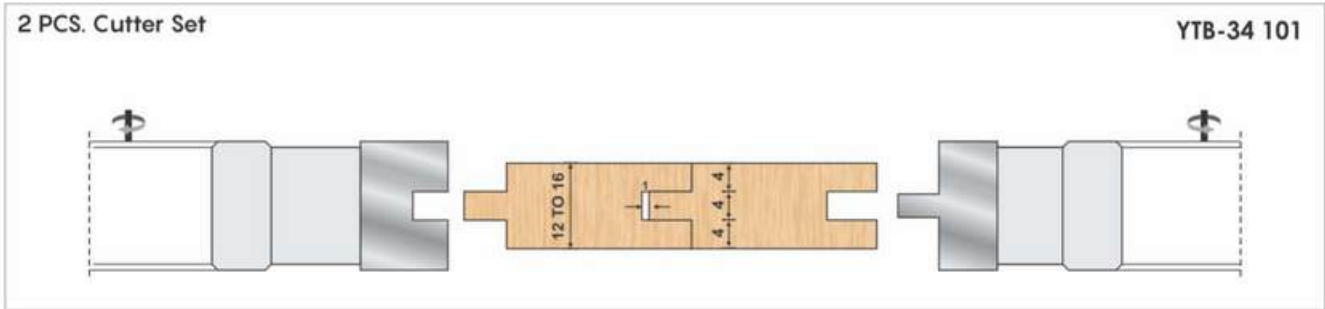
ROTATE | MAC | MAN



Technical Details :
Spindle Moulder Machines & Four Side Moulder Machines

Application :
Perfect For Solid Wood & Panel Materials From 12 mm wood To 25 mm Wood

| YTB 34 | | | | | | |
|------------|-----|----------------|------|-------|-------|---|
| ORDER CODE | DIA | WOOD THICKNESS | BORE | | TEETH | |
| YTB 34 101 | 125 | 12 to 16 | 30 | 31.75 | 40 | 4 |
| YTB 34 102 | 125 | 18 to 25 | 30 | 31.75 | 40 | 4 |
| YTB 34 103 | 125 | 15 to 25 | 30 | 31.75 | 40 | 4 |
| YTB 34 104 | 125 | 15 to 25 | 30 | 31.75 | 40 | 4 |



Cutter Head Set For Tounge & Groove T.C.T (Brazed) - YTB 35 (4 Pcs Set)

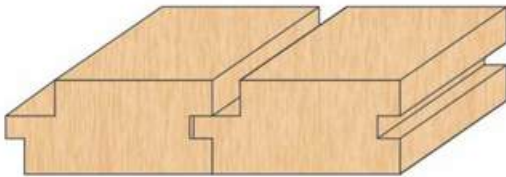


Technical Details :

Spindle Moulder Machines & Four Side Moulder Machines

Application :

Perfect For Solid Wood & Panel Materials From 18 mm wood To 25 mm Wood

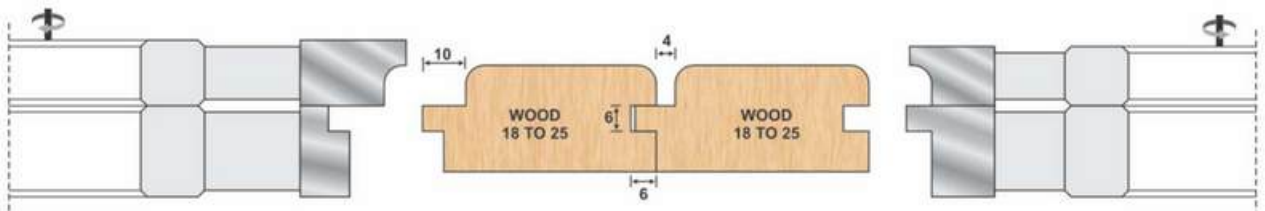


YTB 35

| ORDER CODE | DIA | WOOD THICKNESS | BORE | | TEETH |
|------------|-----|----------------|------|-------|-------|
| YTB 35 101 | 125 | 18 to 25 | 30 | 31.75 | 40 |
| YTB 35 102 | 125 | 18 to 25 | 30 | 31.75 | 40 |
| YTB 35 103 | 125 | 18 to 25 | 30 | 31.75 | 40 |

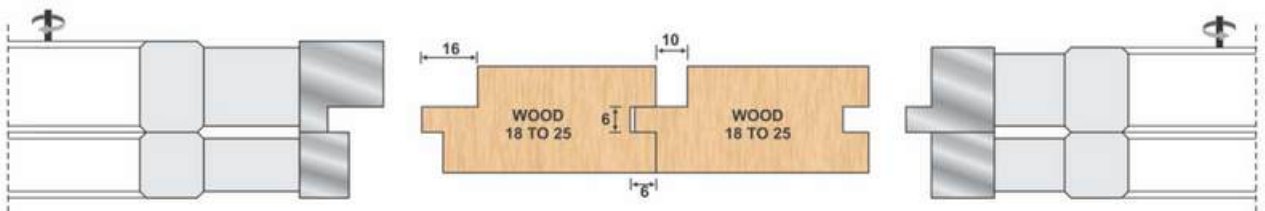
4 PCS. Cutter Set

YTB-35 101



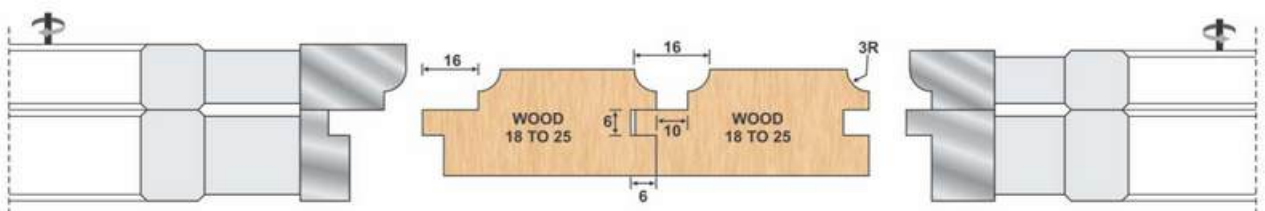
4 PCS. Cutter Set

YTB-35 102



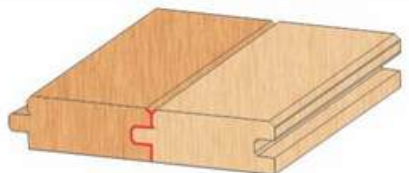
4 PCS. Cutter Set

YTB-35 103



Cutter Head Set For Tounge & Groove T.C.T (Brazed) - YTB 36 (4 Pcs Set)

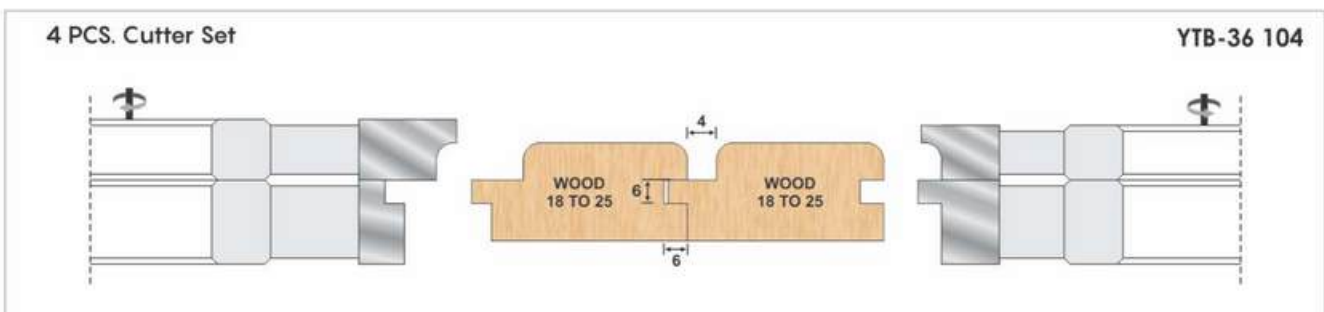
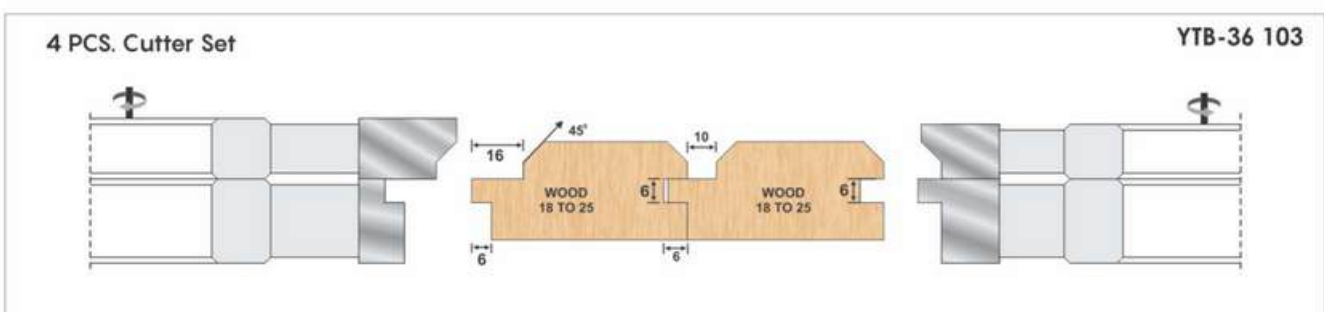
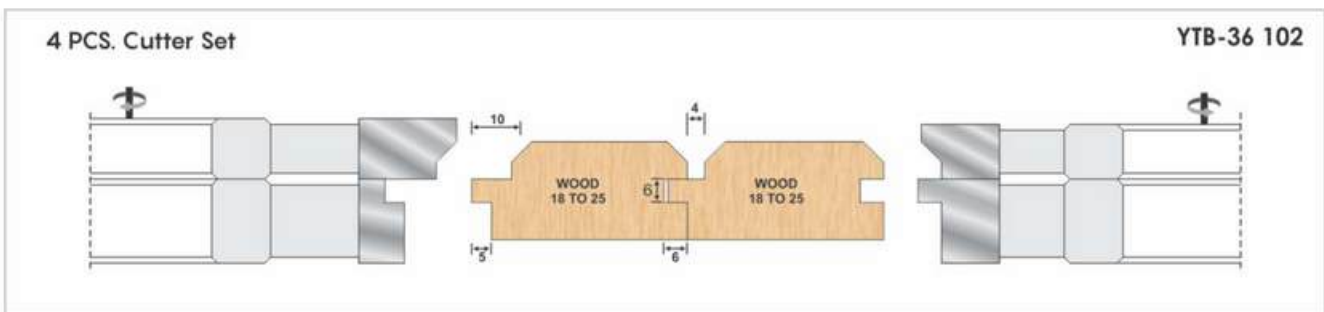
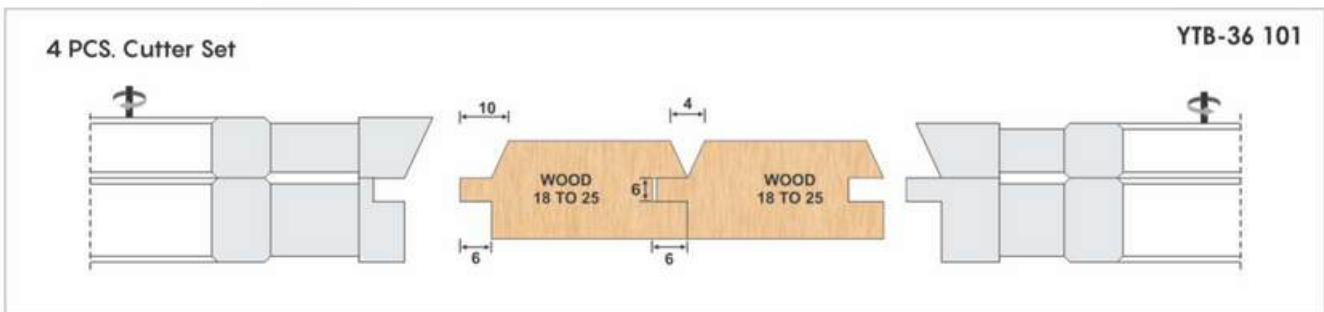
ROTATE | MAC | MAN



Technical Details :
Spindle Moulder Machines & Four Side Moulder Machines

Application :
Perfect For Solid Wood & Panel Materials From 18 mm wood To 25 mm Wood

| YTB 36 | | | | | | |
|------------|-----|----------------|------|-------|-------|---|
| ORDER CODE | DIA | WOOD THICKNESS | BORE | | TEETH | |
| YTB 36 101 | 125 | 18 to 25 | 30 | 31.75 | 40 | 4 |
| YTB 36 102 | 125 | 18 to 25 | 30 | 31.75 | 40 | 4 |
| YTB 36 103 | 125 | 18 to 25 | 30 | 31.75 | 40 | 4 |
| YTB 36 104 | 125 | 18 to 25 | 30 | 31.75 | 40 | 4 |



Cutter Head Set For Tounge & Groove T.C.T
(Brazed) - YTB 37 (6 Pcs Set)



Technical Details :

Use on Spindle Moulder Machines & Four Side Moulder Machines

YTB 37 6 PCS. Cutter Set

| ORDER CODE | DIA | MOULDOING SIZE | BORE | TEETH |
|------------|-----|----------------|------|-------|
| YTB 37 101 | 125 | 60 to 100 | 40 | 4 |

YTB 37 6 PCS. Cutter Set

| ORDER CODE | DIA | MOULDOING SIZE | BORE | TEETH |
|------------|-----|----------------|------|-------|
| YTB 37 102 | 125 | 70 to 90 | 40 | 4 |


YTB 37 6 PCS. Cutter Set

| ORDER CODE | DIA | MOULDOING SIZE | BORE | TEETH |
|------------|-----|----------------|------|-------|
| YTB 37 103 | 125 | 90 to 110 | 40 | 4 |

Any Customized Specifications Also Can Make As Per Requirements

Cutter Head Set For Tounge & Groove One Pices T.C.T (Brazed) - YTB 38

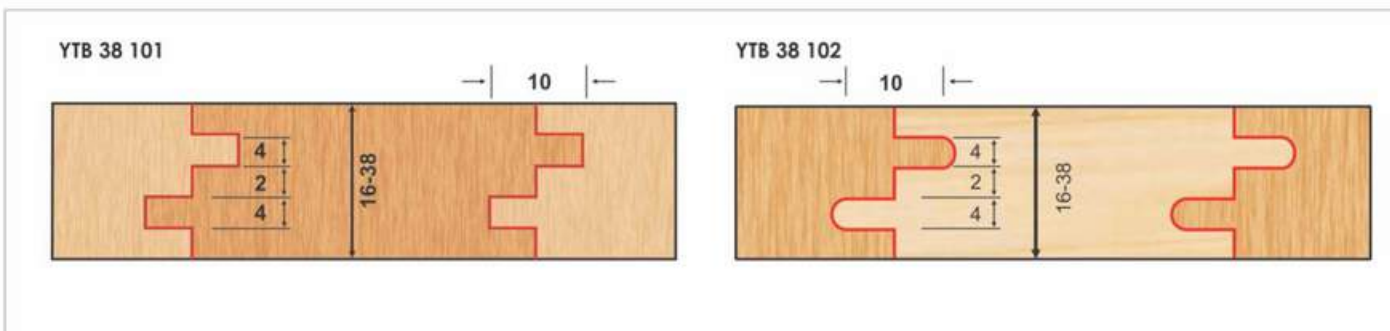
ROTATE | MAC | MAN



Technical Details :
Spindle Moulder Machines

Application :
Perfect For Solid Wood & Panel Materials
From 16 mm wood To 38 mm Wood

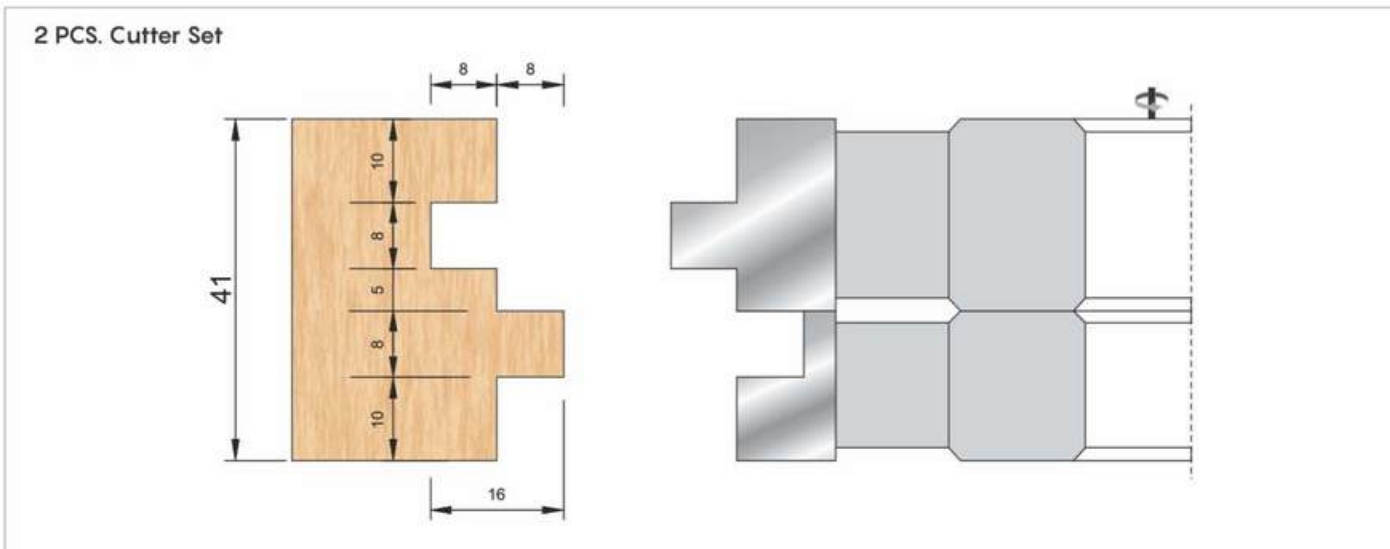
| YTB 38 | | | | | | |
|------------|-----|----------------|------|-------|-------|---|
| ORDER CODE | DIA | WOOD THICKNESS | BORE | | TEETH | |
| YTB 38 101 | 125 | 16 to 38 | 30 | 31.75 | 35 | 4 |
| YTB 38 102 | 125 | 16 to 38 | 30 | 31.75 | 35 | 4 |




Cutter Head Set For Tounge & Groove One Pices T.C.T (Brazed) - YTB 39


| YTB 39 | | | | | | |
|------------|-----|----------------|------|-------|-------|---|
| ORDER CODE | DIA | WOOD THICKNESS | BORE | | TEETH | |
| YTB 39 101 | 125 | 30 to 40 | 30 | 31.75 | 35 | 4 |

Technical Details :
Use on Spindle Moulder Machines, Double-end Tenoners and Shapers Machines





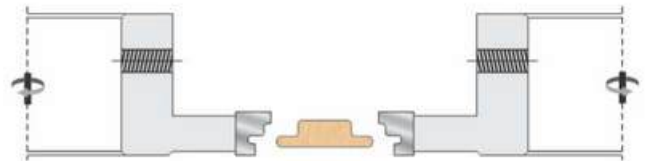

2 PCS. Cutter Set



YTB 40

| ORDER CODE | DIA | WOOD THICKNESS | BORE | TEETH |
|------------|-----|----------------|------|-------|
| YTB 40 101 | 100 | 4mm | 24 | 4 |
| YTB 40 102 | 100 | 4mm | 24 | 6 |

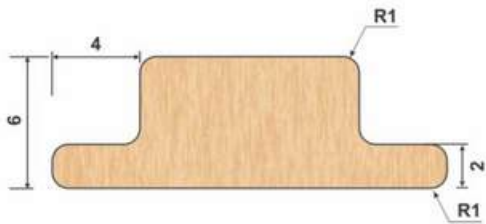
2 PCS. Cutter Set



YTB 40

| ORDER CODE | DIA | WOOD THICKNESS | BORE | TEETH |
|------------|-----|----------------|------|-------|
| YTB 40 103 | 100 | 5mm | 24 | 4 |
| YTB 40 104 | 100 | 5mm | 24 | 6 |

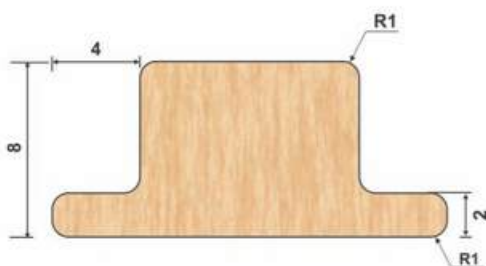
2 PCS. Cutter Set



YTB 40

| ORDER CODE | DIA | WOOD THICKNESS | BORE | TEETH |
|------------|-----|----------------|------|-------|
| YTB 40 105 | 100 | 6mm | 24 | 4 |
| YTB 40 106 | 100 | 6mm | 24 | 6 |


2 PCS. Cutter Set



YTB 40

| ORDER CODE | DIA | WOOD THICKNESS | BORE | TEETH |
|------------|-----|----------------|------|-------|
| YTB 40 107 | 100 | 8mm | 24 | 4 |
| YTB 40 108 | 100 | 8mm | 24 | 6 |

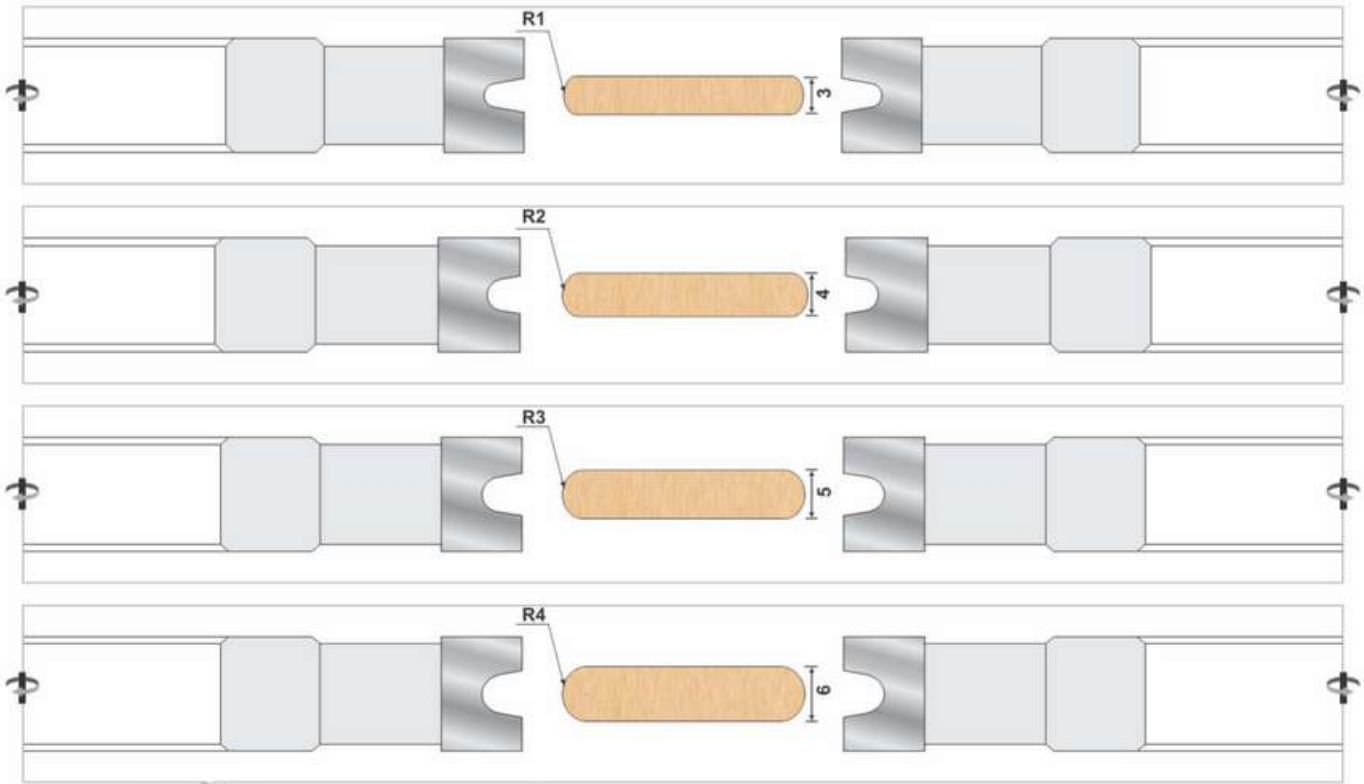
EDGE Rounding Cutter T.C.T (Brazed) - YTB 41



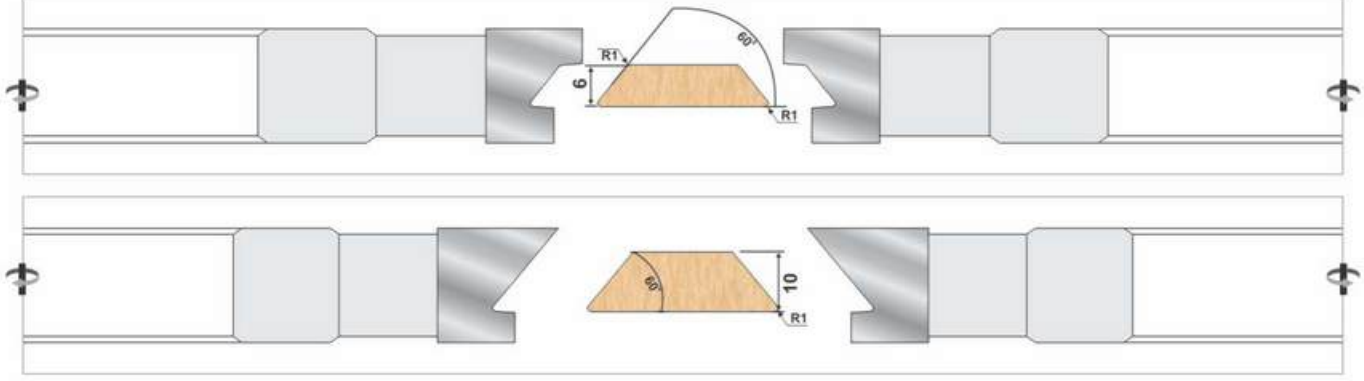
| YTB 41 | | | | |
|------------|-----|----------------|------|-------|
| ORDER CODE | DIA | WOOD THICKNESS | BORE | TEETH |
| YTB 41 101 | 100 | 3mm / 1.5 R | 25.4 | 6 |
| YTB 41 102 | 100 | 4mm / 2 R | 25.4 | 6 |
| YTB 41 103 | 100 | 5mm / 2.5 R | 25.4 | 6 |
| YTB 41 104 | 100 | 6mm / 3 R | 25.4 | 6 |
| YTB 41 105 | 100 | 6mm / 60° | 25.4 | 6 |
| YTB 41 106 | 100 | 8mm / 60° | 25.4 | 6 |




2 PCS. Cutter Set



2 PCS. Cutter Set



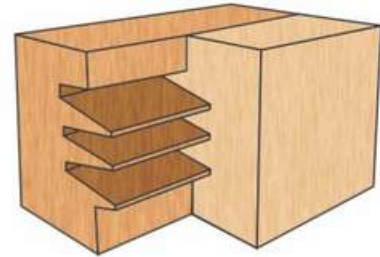


Technical Details :

Spindle Moulder Machines

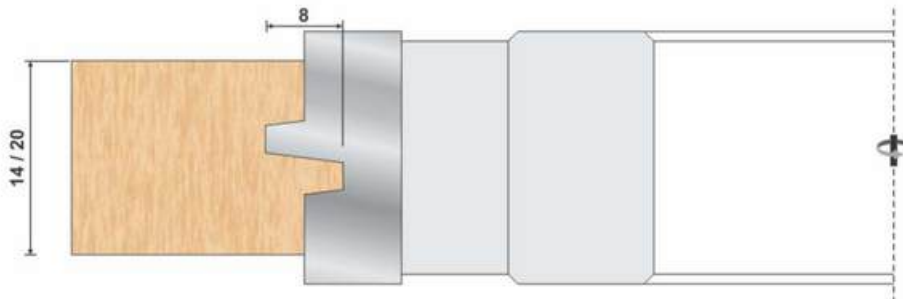
Application :

Use for wood jointing on edges.



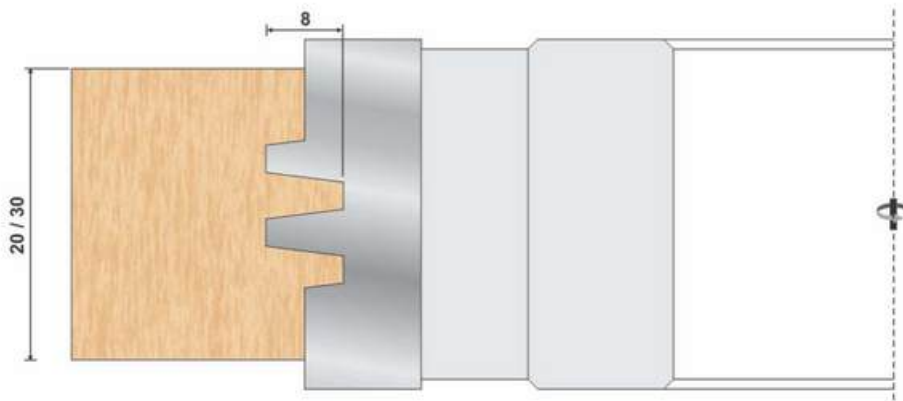
YTB 42

| ORDER CODE | DIA | WOOD THICKNESS | BORE | | | TEETH |
|------------|-----|----------------|------|-------|----|-------|
| YTB 42 101 | 125 | 14 to 20 | 30 | 31.75 | 35 | 3 |
| YTB 42 102 | 125 | 14 to 20 | 30 | 31.75 | 35 | 4 |



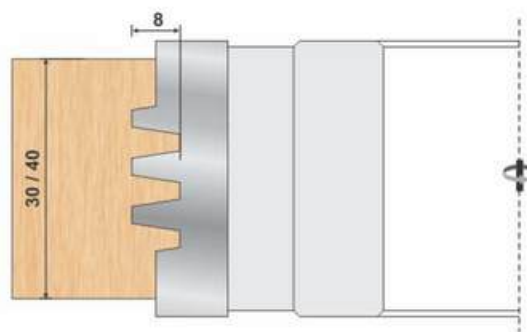
YTB 42

| ORDER CODE | DIA | WOOD THICKNESS | BORE | | | TEETH |
|------------|-----|----------------|------|-------|----|-------|
| YTB 42 103 | 125 | 20 to 30 | 30 | 31.75 | 35 | 3 |
| YTB 42 104 | 125 | 20 to 30 | 30 | 31.75 | 35 | 4 |



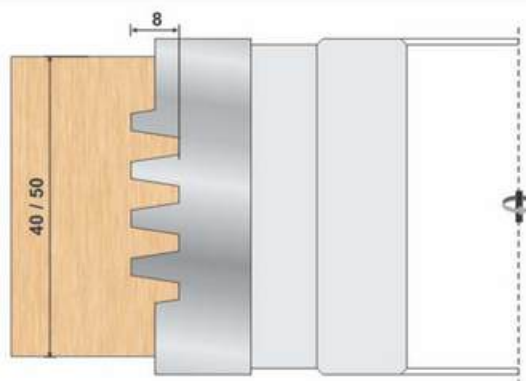
YTB 42

| ORDER CODE | DIA | WOOD THICKNESS | BORE | | | TEETH |
|------------|-----|----------------|------|-------|----|-------|
| YTB 42 105 | 125 | 30 to 40 | 30 | 31.75 | 35 | 3 |
| YTB 42 106 | 125 | 30 to 40 | 30 | 31.75 | 35 | 4 |



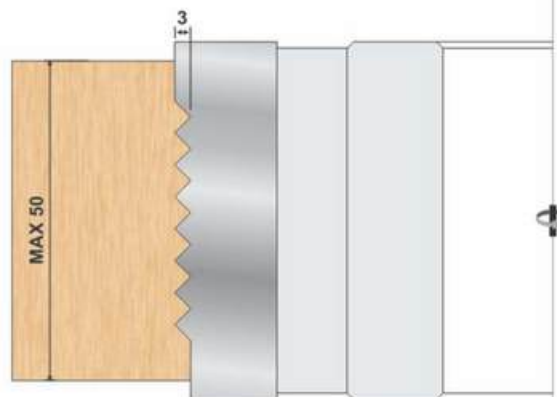
YTB 42

| ORDER CODE | DIA | WOOD THICKNESS | BORE | | | TEETH |
|------------|-----|----------------|------|-------|----|-------|
| YTB 42 107 | 125 | 40 to 50 | 30 | 31.75 | 35 | 3 |
| YTB 42 108 | 125 | 40 to 50 | 30 | 31.75 | 35 | 4 |



YTB 42

| ORDER CODE | DIA | WOOD THICKNESS | BORE | | | TEETH |
|------------|-----|----------------|------|-------|----|-------|
| YTB 42 109 | 125 | 40 to 50 | 30 | 31.75 | 35 | 3 |
| YTB 42 110 | 125 | 40 to 50 | 30 | 31.75 | 35 | 4 |



Separate Type Glue Joint Cutter T.C.T (Brazed) - YTB 43

YTB 43

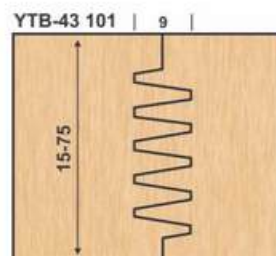
| ORDER CODE | DIA | WOOD THICKNESS | BORE | | | TEETH |
|------------|-----|----------------|------|-------|----|-------|
| YTB 43 101 | 125 | 15 to 75 | 30 | 31.75 | 35 | 4 |



Separate

use for wood jointing on edges.

Separate Type Glue Joint Cutter Head



Any Customized Specifications Also Can Make As Per Requirements



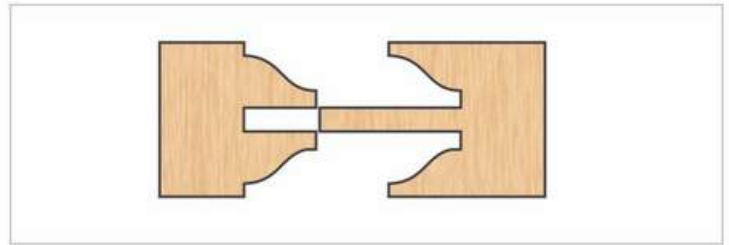
YTB 44 101-L
YTB 44 102-R



YTB 44 103



YTB 44 104

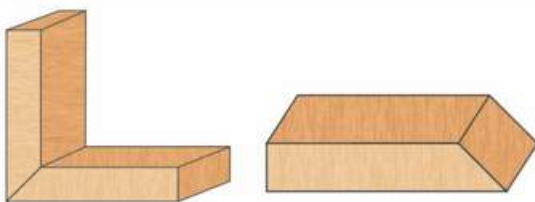


YTB 44

| | ORDER CODE | DIA | BORE | WOOD THICKNESS | Z |
|---|------------|-----|-------|----------------|---|
| L | YTB 44 101 | 125 | 1" | 8.5 x 15/5-S | 4 |
| R | YTB 44 102 | 125 | 1" | 8.5 x 15/5-S | 4 |
| | YTB 44 103 | 125 | 1" | 19 x 15/5-S | 3 |
| | YTB 44 104 | 43 | 12 SD | 15/5-S | 2 |

Chamfer Milling Cutter T.C.T (Brazed) - YTB 45

45 Degree



Technical Details :

Spindle Moulder Machines

Application :

For canting off, beveling or chaffering all boards or wood.

YTB 45

WOOD THICKNESS : 15 mm

| ORDER CODE | DIA | WOOD THICKNESS | BORE | | TEETH |
|------------|-----|----------------|------|-------|-------|
| YTB 45 101 | 125 | 15 mm | 30 | 31.75 | 35 |
| YTB 45 102 | 125 | 15 mm | 30 | 31.75 | 35 |

YTB 45

WOOD THICKNESS : 25 mm

| ORDER CODE | DIA | WOOD THICKNESS | BORE | | TEETH |
|------------|-----|----------------|------|-------|-------|
| YTB 45 103 | 125 | 25 mm | 30 | 31.75 | 35 |
| YTB 45 104 | 125 | 25 mm | 30 | 31.75 | 35 |

YTB 45

WOOD THICKNESS : 30 mm

| ORDER CODE | DIA | WOOD THICKNESS | BORE | | TEETH |
|------------|-----|----------------|------|-------|-------|
| YTB 45 105 | 125 | 30 mm | 30 | 31.75 | 35 |
| YTB 45 106 | 125 | 30 mm | 30 | 31.75 | 35 |

YTB 45

WOOD THICKNESS : 40 mm


| ORDER CODE | DIA | WOOD THICKNESS | BORE | | TEETH |
|------------|-----|----------------|------|-------|-------|
| YTB 45 107 | 125 | 40 mm | 30 | 31.75 | 35 |
| YTB 45 108 | 125 | 40 mm | 30 | 31.75 | 35 |

YTB 45

WOOD THICKNESS : 50 mm

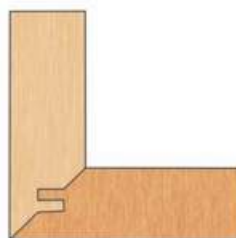
| ORDER CODE | DIA | WOOD THICKNESS | BORE | | TEETH |
|------------|-----|----------------|------|-------|-------|
| YTB 45 109 | 125 | 50 mm | 30 | 31.75 | 35 |
| YTB 45 110 | 125 | 50 mm | 30 | 31.75 | 35 |

Chamfer Miter Joint Cutter Fix T.C.T (Brazed) - YTB 46



YTB 46


| ORDER CODE | DIA | WOOD THICKNESS | BORE | | | TEETH |
|------------|-----|----------------|------|-------|----|-------|
| YTB 46 101 | 150 | 15 to 25 | 30 | 31.75 | 35 | 3 |
| YTB 46 102 | 150 | 15 to 25 | 30 | 31.75 | 35 | 4 |



Technical Details :

Spindle Moulder Machines

Chamfer Miter Joint Cutter T.C.T (Brazed) - YTB 47 (2 Pcs Set)




YTB 47

| ORDER CODE | DIA | WOOD THICKNESS | BORE | | | TEETH |
|------------|-----|----------------|------|-------|----|-------|
| YTB 47 101 | 150 | 25 to 40 | 30 | 31.75 | 35 | 3 |
| YTB 47 102 | 150 | 25 to 40 | 30 | 31.75 | 35 | 4 |
| YTB 47 103 | 150 | 35 to 50 | 30 | 31.75 | 35 | 3 |
| YTB 47 104 | 150 | 35 to 50 | 30 | 31.75 | 35 | 4 |

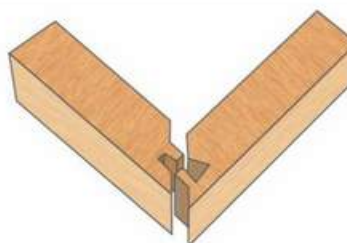


Chamfer Miter Joint Router Bit T.C.T (Brazed) - YTB 48



YTB 48 use for Router Machine

| ORDER CODE | DIA | WOOD THICKNESS | SHANK | TEETH |
|------------|-----|----------------|---------|-------|
| YTB 48 101 | 75 | 15 to 25 | 12 / 16 | 2 |
| YTB 48 102 | 75 | 25 to 40 | 12 / 16 | 2 |
| YTB 48 103 | 75 | 35 to 50 | 12 / 16 | 2 |



Technical Details :

Use on Router Machine

"V" Groove Cutter T.C.T (Brazed) - YTB 49

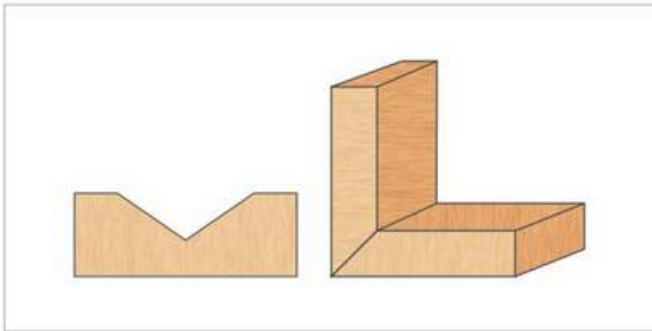


Technical Details :

Spindle Moulder Machines & Surface Planner Machine

Application :

Perfect For Solid Wood & Panel Materials, Compressed Wood



YTB 49

| ORDER CODE | DIA | Thickness | BORE | | TEETH |
|------------|-----|-----------|------|----|-------|
| YTB 49 101 | 150 | 19mm | 25.4 | 30 | 12 |
| YTB 49 102 | 150 | 25mm | 25.4 | 30 | 12 |
| YTB 49 103 | 175 | 19mm | 25.4 | 30 | 16 |
| YTB 49 104 | 175 | 25mm | 25.4 | 30 | 16 |
| YTB 49 105 | 200 | 19mm | 25.4 | 30 | 16 |
| YTB 49 106 | 200 | 25mm | 25.4 | 30 | 16 |

Facing Cutter T.C.T (Brazed) - YTB 50



Technical Details :

Use on Finger Joint Machinery

Application :

Perfect For Solid Wood & Panel Materials

YTB 50

| ORDER CODE | DIA | THICKNESS | BORE | TEETH |
|------------|-----|-----------|------|-------|
| YTB 50 101 | 125 | 19 mm | 25.4 | 6 |
| YTB 50 102 | 150 | 19 mm | 25.4 | 6 |

Finger Joint Cutter T.C.T (Brazed) - YTB 51



Technical Details :

Use on Finger Joint Machinery

Application :

Perfect For Solid Wood & Panel Materials




YTB 51

12 PCS. = 1 SET

| ORDER CODE | DIA | Thickness | BORE | | | TEETH |
|------------|-----|-----------|------|-------|----|-------|
| YTB 51 101 | 125 | 5 mm | 30 | 31.75 | 40 | 4 |
| YTB 51 102 | 125 | 7 mm | 30 | 31.75 | 40 | 4 |

Solder For Finger Joint Cutter T.C.T (Brazed) - YTB 52



YTB 52

| ORDER CODE | DIA | Thickness | BORE | | | TEETH |
|------------|-----|-----------|------|-------|----|-------|
| YTB 52 101 | 125 | 5 mm | 30 | 31.75 | 40 | 4 |
| YTB 52 102 | 125 | 7 mm | 30 | 31.75 | 40 | 4 |

Imported Finger Joint Cutter T.C.T (Brazed) - YTB 53



YTB 53

| ORDER CODE | DIA | Thickness | BORE | | | TEETH |
|------------|-----|-----------|------|--|--|-------|
| YTB 53 101 | 160 | 4 / 10 mm | 50 | | | 2 |
| YTB 53 102 | 160 | 4 / 10 mm | 70 | | | 2 |


Imported Solder For Finger Joint Cutter T.C.T (Brazed) - YTB 54



YTB 54

| ORDER CODE | DIA | Thickness | BORE | | | TEETH |
|------------|-----|-----------|------|--|--|-------|
| YTB 54 101 | 160 | 4 mm | 50 | | | 2 |
| YTB 54 102 | 160 | 4 mm | 70 | | | 2 |

**Profile Cutter For Molder Machine T.C.T
(Brazed) - YTB 55**



Technical Details :

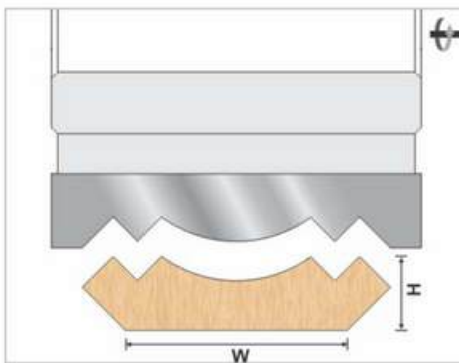
Spindle Moulder & Four Side Moulder Machines

Application :

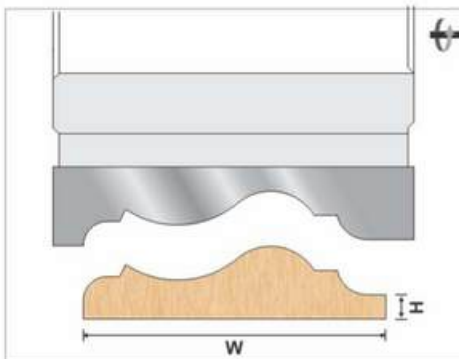
Hard Wood & MDF

WOOD THICKNESS :

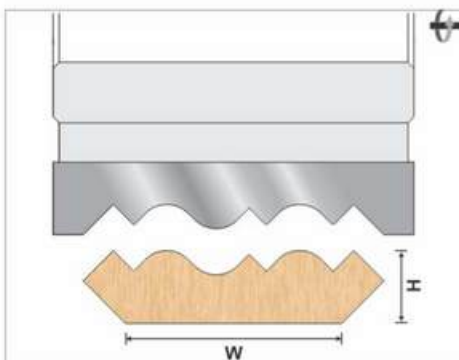
50mm, 65mm, 75mm, 90mm, 100mm



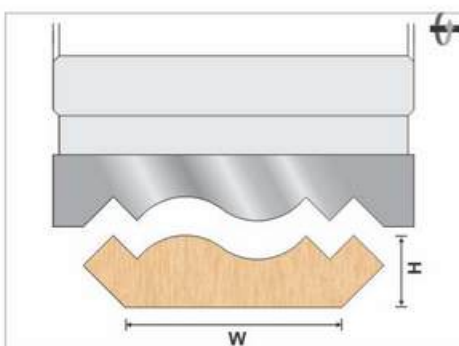
| YTB 55 | | | | | | YTB 55 101 |
|--------------|-----|-------|------|-------|----------|------------|
| ORDER CODE | DIA | WIDTH | BORE | | TEETH | |
| YTB 55 101 A | 125 | 50mm | 30 | 31.75 | 35 3 / 4 | |
| YTB 55 101 B | 125 | 65mm | 30 | 31.75 | 35 3 / 4 | |
| YTB 55 101 C | 125 | 75mm | 30 | 31.75 | 35 3 / 4 | |
| YTB 55 101 D | 125 | 90mm | 30 | 31.75 | 35 3 / 4 | |
| YTB 55 101 E | 125 | 100mm | 30 | 31.75 | 35 3 / 4 | |



| YTB 55 | | | | | | YTB 55 102 |
|--------------|-----|-------|------|-------|----------|------------|
| ORDER CODE | DIA | WIDTH | BORE | | TEETH | |
| YTB 55 102 A | 125 | 50mm | 30 | 31.75 | 35 3 / 4 | |
| YTB 55 102 B | 125 | 65mm | 30 | 31.75 | 35 3 / 4 | |
| YTB 55 102 C | 125 | 75mm | 30 | 31.75 | 35 3 / 4 | |
| YTB 55 102 D | 125 | 90mm | 30 | 31.75 | 35 3 / 4 | |
| YTB 55 102 E | 125 | 100mm | 30 | 31.75 | 35 3 / 4 | |

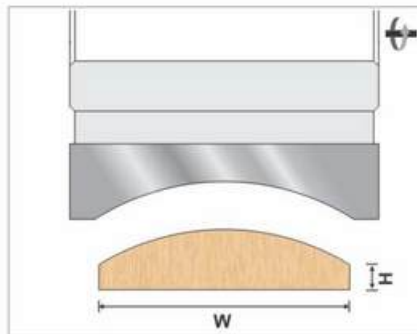


| YTB 55 | | | | | | YTB 55 103 |
|--------------|-----|-------|------|-------|----------|------------|
| ORDER CODE | DIA | WIDTH | BORE | | TEETH | |
| YTB 55 103 A | 125 | 50mm | 30 | 31.75 | 35 3 / 4 | |
| YTB 55 103 B | 125 | 65mm | 30 | 31.75 | 35 3 / 4 | |
| YTB 55 103 C | 125 | 75mm | 30 | 31.75 | 35 3 / 4 | |
| YTB 55 103 D | 125 | 90mm | 30 | 31.75 | 35 3 / 4 | |
| YTB 55 103 E | 125 | 100mm | 30 | 31.75 | 35 3 / 4 | |



| YTB 55 | | | | | | YTB 55 104 |
|--------------|-----|-------|------|-------|----------|------------|
| ORDER CODE | DIA | WIDTH | BORE | | TEETH | |
| YTB 55 104 A | 125 | 50mm | 30 | 31.75 | 35 3 / 4 | |
| YTB 55 104 B | 125 | 65mm | 30 | 31.75 | 35 3 / 4 | |
| YTB 55 104 C | 125 | 75mm | 30 | 31.75 | 35 3 / 4 | |
| YTB 55 104 D | 125 | 90mm | 30 | 31.75 | 35 3 / 4 | |
| YTB 55 104 E | 125 | 100mm | 30 | 31.75 | 35 3 / 4 | |

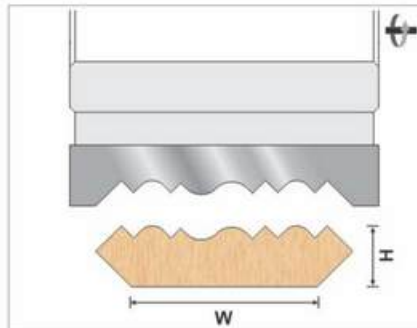
Any Customized Specifications Also Can Make As Per Requirements



YTB 55

YTB 55 105

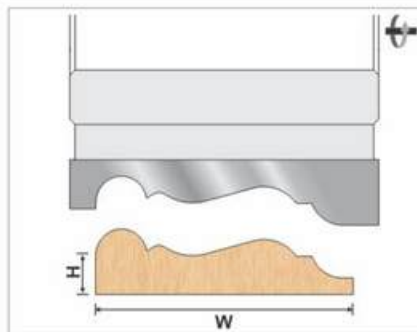
| ORDER CODE | DIA | WIDTH | BORE | | TEETH |
|--------------|-----|-------|------|-------|----------|
| YTB 55 105 A | 125 | 50mm | 30 | 31.75 | 35 3 / 4 |
| YTB 55 105 B | 125 | 65mm | 30 | 31.75 | 35 3 / 4 |
| YTB 55 105 C | 125 | 75mm | 30 | 31.75 | 35 3 / 4 |
| YTB 55 105 D | 125 | 90mm | 30 | 31.75 | 35 3 / 4 |
| YTB 55 105 E | 125 | 100mm | 30 | 31.75 | 35 3 / 4 |



YTB 55

YTB 55 106

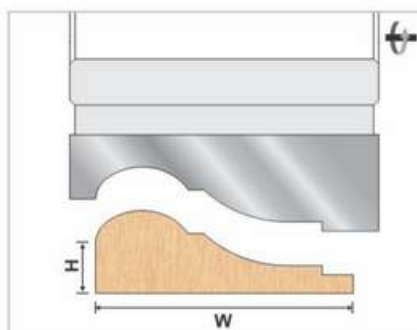
| ORDER CODE | DIA | WIDTH | BORE | | TEETH |
|--------------|-----|-------|------|-------|----------|
| YTB 55 106 A | 125 | 50mm | 30 | 31.75 | 35 3 / 4 |
| YTB 55 106 B | 125 | 65mm | 30 | 31.75 | 35 3 / 4 |
| YTB 55 106 C | 125 | 75mm | 30 | 31.75 | 35 3 / 4 |
| YTB 55 106 D | 125 | 90mm | 30 | 31.75 | 35 3 / 4 |
| YTB 55 106 E | 125 | 100mm | 30 | 31.75 | 35 3 / 4 |



YTB 55

YTB 55 107

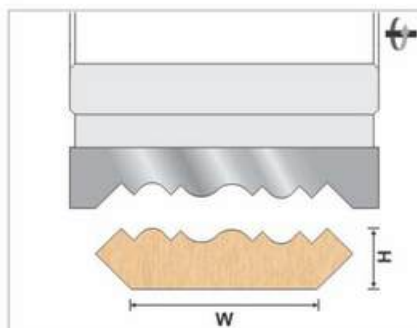
| ORDER CODE | DIA | WIDTH | BORE | | TEETH |
|--------------|-----|-------|------|-------|----------|
| YTB 55 107 A | 125 | 50mm | 30 | 31.75 | 35 3 / 4 |
| YTB 55 107 B | 125 | 65mm | 30 | 31.75 | 35 3 / 4 |
| YTB 55 107 C | 125 | 75mm | 30 | 31.75 | 35 3 / 4 |
| YTB 55 107 D | 125 | 90mm | 30 | 31.75 | 35 3 / 4 |
| YTB 55 107 E | 125 | 100mm | 30 | 31.75 | 35 3 / 4 |



YTB 55

YTB 55 108

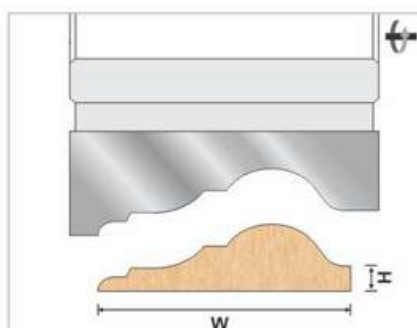
| ORDER CODE | DIA | WIDTH | BORE | | TEETH |
|--------------|-----|-------|------|-------|----------|
| YTB 55 108 A | 125 | 50mm | 30 | 31.75 | 35 3 / 4 |
| YTB 55 108 B | 125 | 65mm | 30 | 31.75 | 35 3 / 4 |
| YTB 55 108 C | 125 | 75mm | 30 | 31.75 | 35 3 / 4 |
| YTB 55 108 D | 125 | 90mm | 30 | 31.75 | 35 3 / 4 |
| YTB 55 108 E | 125 | 100mm | 30 | 31.75 | 35 3 / 4 |



YTB 55

YTB 55 109

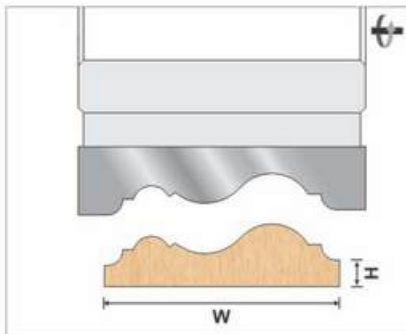
| ORDER CODE | DIA | WIDTH | BORE | | TEETH |
|--------------|-----|-------|------|-------|----------|
| YTB 55 109 A | 125 | 50mm | 30 | 31.75 | 35 3 / 4 |
| YTB 55 109 B | 125 | 65mm | 30 | 31.75 | 35 3 / 4 |
| YTB 55 109 C | 125 | 75mm | 30 | 31.75 | 35 3 / 4 |
| YTB 55 109 D | 125 | 90mm | 30 | 31.75 | 35 3 / 4 |
| YTB 55 109 E | 125 | 100mm | 30 | 31.75 | 35 3 / 4 |



YTB 55

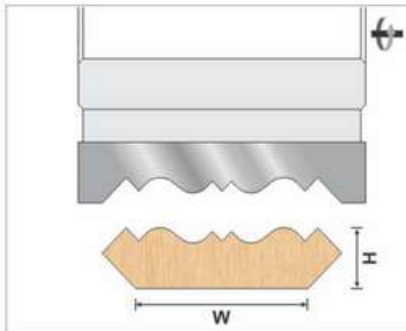
YTB 55 110

| ORDER CODE | DIA | WIDTH | BORE | | TEETH |
|--------------|-----|-------|------|-------|----------|
| YTB 55 110 A | 125 | 50mm | 30 | 31.75 | 35 3 / 4 |
| YTB 55 110 B | 125 | 65mm | 30 | 31.75 | 35 3 / 4 |
| YTB 55 110 C | 125 | 75mm | 30 | 31.75 | 35 3 / 4 |
| YTB 55 110 D | 125 | 90mm | 30 | 31.75 | 35 3 / 4 |
| YTB 55 110 E | 125 | 100mm | 30 | 31.75 | 35 3 / 4 |



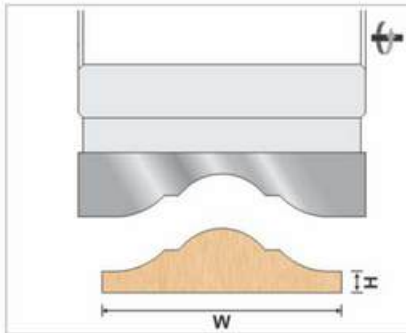
YTB 55 111

| ORDER CODE | DIA | WIDTH | BORE | | TEETH |
|--------------|-----|-------|------|-------|----------|
| YTB 55 111 A | 125 | 50mm | 30 | 31.75 | 35 3 / 4 |
| YTB 55 111 B | 125 | 65mm | 30 | 31.75 | 35 3 / 4 |
| YTB 55 111 C | 125 | 75mm | 30 | 31.75 | 35 3 / 4 |
| YTB 55 111 D | 125 | 90mm | 30 | 31.75 | 35 3 / 4 |
| YTB 55 111 E | 125 | 100mm | 30 | 31.75 | 35 3 / 4 |



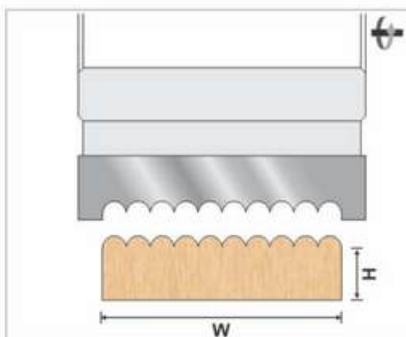
YTB 55 112

| ORDER CODE | DIA | WIDTH | BORE | | TEETH |
|--------------|-----|-------|------|-------|----------|
| YTB 55 112 A | 125 | 50mm | 30 | 31.75 | 35 3 / 4 |
| YTB 55 112 B | 125 | 65mm | 30 | 31.75 | 35 3 / 4 |
| YTB 55 112 C | 125 | 75mm | 30 | 31.75 | 35 3 / 4 |
| YTB 55 112 D | 125 | 90mm | 30 | 31.75 | 35 3 / 4 |
| YTB 55 112 E | 125 | 100mm | 30 | 31.75 | 35 3 / 4 |



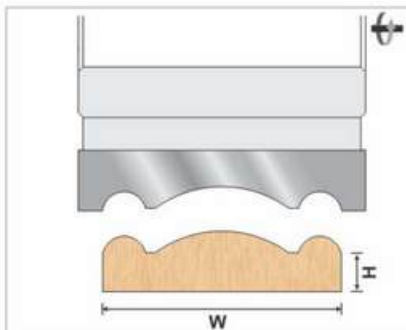
YTB 55 113

| ORDER CODE | DIA | WIDTH | BORE | | TEETH |
|--------------|-----|-------|------|-------|----------|
| YTB 55 113 A | 125 | 50mm | 30 | 31.75 | 35 3 / 4 |
| YTB 55 113 B | 125 | 65mm | 30 | 31.75 | 35 3 / 4 |
| YTB 55 113 C | 125 | 75mm | 30 | 31.75 | 35 3 / 4 |
| YTB 55 113 D | 125 | 90mm | 30 | 31.75 | 35 3 / 4 |
| YTB 55 113 E | 125 | 100mm | 30 | 31.75 | 35 3 / 4 |



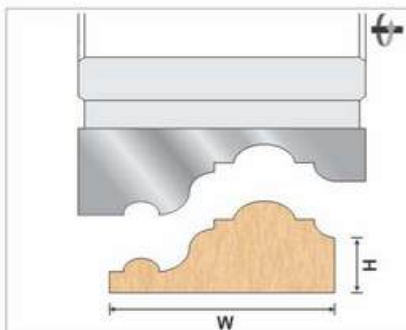
YTB 55 114

| ORDER CODE | DIA | WIDTH | BORE | | TEETH |
|--------------|-----|-------|------|-------|----------|
| YTB 55 114 A | 125 | 50mm | 30 | 31.75 | 35 3 / 4 |
| YTB 55 114 B | 125 | 65mm | 30 | 31.75 | 35 3 / 4 |
| YTB 55 114 C | 125 | 75mm | 30 | 31.75 | 35 3 / 4 |
| YTB 55 114 D | 125 | 90mm | 30 | 31.75 | 35 3 / 4 |
| YTB 55 114 E | 125 | 100mm | 30 | 31.75 | 35 3 / 4 |



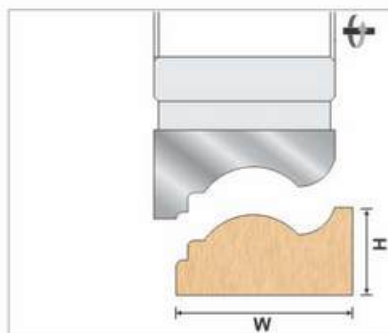
YTB 55 115

| ORDER CODE | DIA | WIDTH | BORE | | TEETH |
|--------------|-----|-------|------|-------|----------|
| YTB 55 115 A | 125 | 50mm | 30 | 31.75 | 35 3 / 4 |
| YTB 55 115 B | 125 | 65mm | 30 | 31.75 | 35 3 / 4 |
| YTB 55 115 C | 125 | 75mm | 30 | 31.75 | 35 3 / 4 |
| YTB 55 115 D | 125 | 90mm | 30 | 31.75 | 35 3 / 4 |
| YTB 55 115 E | 125 | 100mm | 30 | 31.75 | 35 3 / 4 |



YTB 55 116

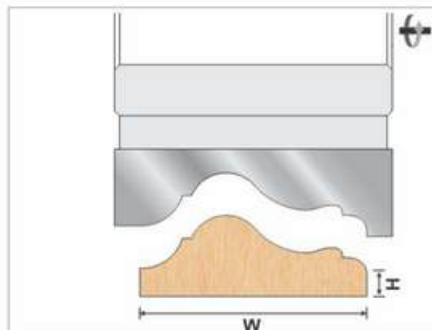
| ORDER CODE | DIA | WIDTH | BORE | | TEETH |
|--------------|-----|-------|------|-------|----------|
| YTB 55 116 A | 125 | 50mm | 30 | 31.75 | 35 3 / 4 |
| YTB 55 116 B | 125 | 65mm | 30 | 31.75 | 35 3 / 4 |
| YTB 55 116 C | 125 | 75mm | 30 | 31.75 | 35 3 / 4 |
| YTB 55 116 D | 125 | 90mm | 30 | 31.75 | 35 3 / 4 |
| YTB 55 116 E | 125 | 100mm | 30 | 31.75 | 35 3 / 4 |



YTB 55

YTB 55 117

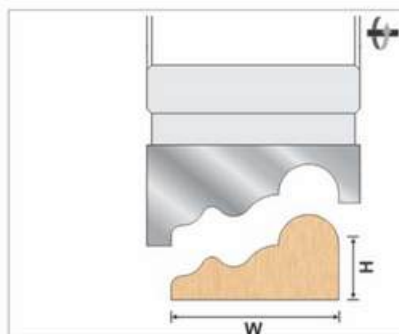
| ORDER CODE | DIA | WIDTH | BORE | | TEETH |
|--------------|-----|-------|------|-------|----------|
| YTB 55 117 A | 125 | 50mm | 30 | 31.75 | 35 3 / 4 |
| YTB 55 117 B | 125 | 65mm | 30 | 31.75 | 35 3 / 4 |
| YTB 55 117 C | 125 | 75mm | 30 | 31.75 | 35 3 / 4 |
| YTB 55 117 D | 125 | 90mm | 30 | 31.75 | 35 3 / 4 |
| YTB 55 117 E | 125 | 100mm | 30 | 31.75 | 35 3 / 4 |



YTB 55

YTB 55 118

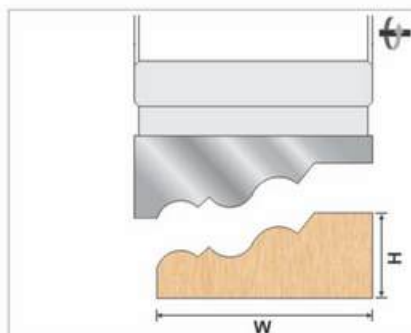
| ORDER CODE | DIA | WIDTH | BORE | | TEETH |
|--------------|-----|-------|------|-------|----------|
| YTB 55 118 A | 125 | 50mm | 30 | 31.75 | 35 3 / 4 |
| YTB 55 118 B | 125 | 65mm | 30 | 31.75 | 35 3 / 4 |
| YTB 55 118 C | 125 | 75mm | 30 | 31.75 | 35 3 / 4 |
| YTB 55 118 D | 125 | 90mm | 30 | 31.75 | 35 3 / 4 |
| YTB 55 118 E | 125 | 100mm | 30 | 31.75 | 35 3 / 4 |



YTB 55

YTB 55 119

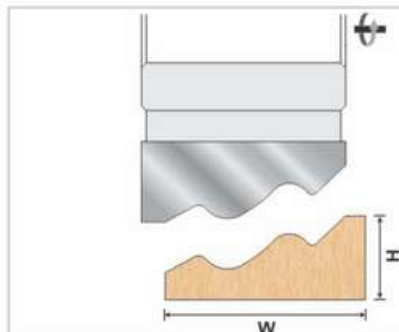
| ORDER CODE | DIA | WIDTH | BORE | | TEETH |
|--------------|-----|-------|------|-------|----------|
| YTB 55 119 A | 125 | 50mm | 30 | 31.75 | 35 3 / 4 |
| YTB 55 119 B | 125 | 65mm | 30 | 31.75 | 35 3 / 4 |
| YTB 55 119 C | 125 | 75mm | 30 | 31.75 | 35 3 / 4 |
| YTB 55 119 D | 125 | 90mm | 30 | 31.75 | 35 3 / 4 |
| YTB 55 119 E | 125 | 100mm | 30 | 31.75 | 35 3 / 4 |



YTB 55

YTB 55 120

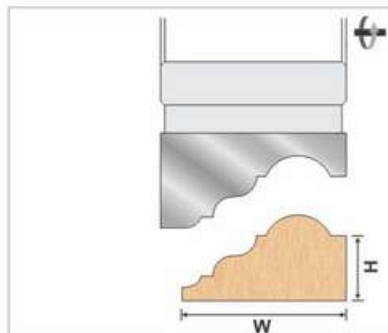
| ORDER CODE | DIA | WIDTH | BORE | | TEETH |
|--------------|-----|-------|------|-------|----------|
| YTB 55 120 A | 125 | 50mm | 30 | 31.75 | 35 3 / 4 |
| YTB 55 120 B | 125 | 65mm | 30 | 31.75 | 35 3 / 4 |
| YTB 55 120 C | 125 | 75mm | 30 | 31.75 | 35 3 / 4 |
| YTB 55 120 D | 125 | 90mm | 30 | 31.75 | 35 3 / 4 |
| YTB 55 120 E | 125 | 100mm | 30 | 31.75 | 35 3 / 4 |



YTB 55

YTB 55 121

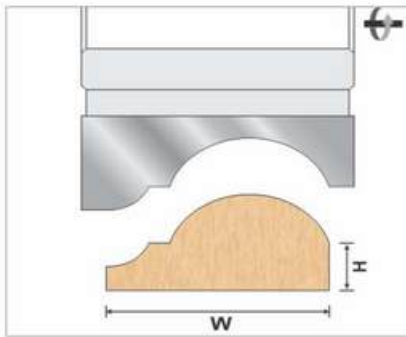
| ORDER CODE | DIA | WIDTH | BORE | | TEETH |
|--------------|-----|-------|------|-------|----------|
| YTB 55 121 A | 125 | 50mm | 30 | 31.75 | 35 3 / 4 |
| YTB 55 121 B | 125 | 65mm | 30 | 31.75 | 35 3 / 4 |
| YTB 55 121 C | 125 | 75mm | 30 | 31.75 | 35 3 / 4 |
| YTB 55 121 D | 125 | 90mm | 30 | 31.75 | 35 3 / 4 |
| YTB 55 121 E | 125 | 100mm | 30 | 31.75 | 35 3 / 4 |



YTB 55

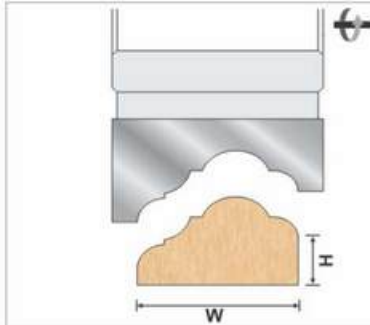
YTB 55 122

| ORDER CODE | DIA | WIDTH | BORE | | TEETH |
|--------------|-----|-------|------|-------|----------|
| YTB 55 122 A | 125 | 50mm | 30 | 31.75 | 35 3 / 4 |
| YTB 55 122 B | 125 | 65mm | 30 | 31.75 | 35 3 / 4 |
| YTB 55 122 C | 125 | 75mm | 30 | 31.75 | 35 3 / 4 |
| YTB 55 122 D | 125 | 90mm | 30 | 31.75 | 35 3 / 4 |
| YTB 55 122 E | 125 | 100mm | 30 | 31.75 | 35 3 / 4 |



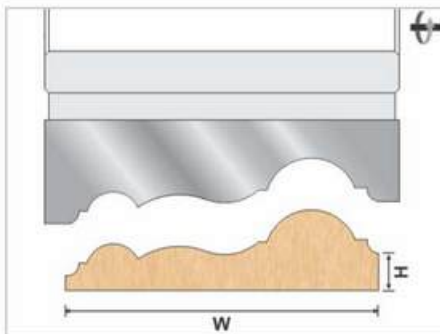
YTB 55 123

| YTB 55 | | | | | | |
|--------------|-----|-------|------|-------|-------|-------|
| ORDER CODE | DIA | WIDTH | BORE | | TEETH | |
| YTB 55 123 A | 125 | 50mm | 30 | 31.75 | 35 | 3 / 4 |
| YTB 55 123 B | 125 | 65mm | 30 | 31.75 | 35 | 3 / 4 |
| YTB 55 123 C | 125 | 75mm | 30 | 31.75 | 35 | 3 / 4 |
| YTB 55 123 D | 125 | 90mm | 30 | 31.75 | 35 | 3 / 4 |
| YTB 55 123 E | 125 | 100mm | 30 | 31.75 | 35 | 3 / 4 |



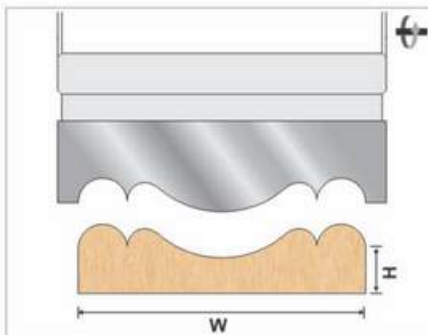
YTB 55 124

| YTB 55 | | | | | | |
|--------------|-----|-------|------|-------|-------|-------|
| ORDER CODE | DIA | WIDTH | BORE | | TEETH | |
| YTB 55 124 A | 125 | 50mm | 30 | 31.75 | 35 | 3 / 4 |
| YTB 55 124 B | 125 | 65mm | 30 | 31.75 | 35 | 3 / 4 |
| YTB 55 124 C | 125 | 75mm | 30 | 31.75 | 35 | 3 / 4 |
| YTB 55 124 D | 125 | 90mm | 30 | 31.75 | 35 | 3 / 4 |
| YTB 55 124 E | 125 | 100mm | 30 | 31.75 | 35 | 3 / 4 |



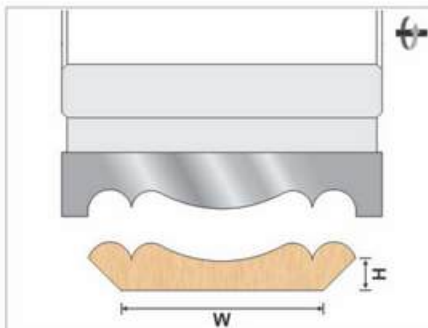
YTB 55 125

| YTB 55 | | | | | | |
|--------------|-----|-------|------|-------|-------|-------|
| ORDER CODE | DIA | WIDTH | BORE | | TEETH | |
| YTB 55 125 A | 125 | 50mm | 30 | 31.75 | 35 | 3 / 4 |
| YTB 55 125 B | 125 | 65mm | 30 | 31.75 | 35 | 3 / 4 |
| YTB 55 125 C | 125 | 75mm | 30 | 31.75 | 35 | 3 / 4 |
| YTB 55 125 D | 125 | 90mm | 30 | 31.75 | 35 | 3 / 4 |
| YTB 55 125 E | 125 | 100mm | 30 | 31.75 | 35 | 3 / 4 |



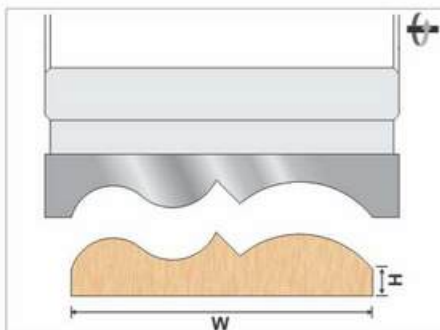
YTB 55 126

| YTB 55 | | | | | | |
|--------------|-----|-------|------|-------|-------|-------|
| ORDER CODE | DIA | WIDTH | BORE | | TEETH | |
| YTB 55 126 A | 125 | 50mm | 30 | 31.75 | 35 | 3 / 4 |
| YTB 55 126 B | 125 | 65mm | 30 | 31.75 | 35 | 3 / 4 |
| YTB 55 126 C | 125 | 75mm | 30 | 31.75 | 35 | 3 / 4 |
| YTB 55 126 D | 125 | 90mm | 30 | 31.75 | 35 | 3 / 4 |
| YTB 55 126 E | 125 | 100mm | 30 | 31.75 | 35 | 3 / 4 |




YTB 55 127

| YTB 55 | | | | | | |
|--------------|-----|-------|------|-------|-------|-------|
| ORDER CODE | DIA | WIDTH | BORE | | TEETH | |
| YTB 55 127 A | 125 | 50mm | 30 | 31.75 | 35 | 3 / 4 |
| YTB 55 127 B | 125 | 65mm | 30 | 31.75 | 35 | 3 / 4 |
| YTB 55 127 C | 125 | 75mm | 30 | 31.75 | 35 | 3 / 4 |
| YTB 55 127 D | 125 | 90mm | 30 | 31.75 | 35 | 3 / 4 |
| YTB 55 127 E | 125 | 100mm | 30 | 31.75 | 35 | 3 / 4 |



YTB 55 128

| YTB 55 | | | | | | |
|--------------|-----|-------|------|-------|-------|-------|
| ORDER CODE | DIA | WIDTH | BORE | | TEETH | |
| YTB 55 128 A | 125 | 50mm | 30 | 31.75 | 35 | 3 / 4 |
| YTB 55 128 B | 125 | 65mm | 30 | 31.75 | 35 | 3 / 4 |
| YTB 55 128 C | 125 | 75mm | 30 | 31.75 | 35 | 3 / 4 |
| YTB 55 128 D | 125 | 90mm | 30 | 31.75 | 35 | 3 / 4 |
| YTB 55 128 E | 125 | 100mm | 30 | 31.75 | 35 | 3 / 4 |



Technical Details :

Spindle Moulder & Four Side Moulder Machines

Application :

Hard Wood & MDF

WOOD WIDTH :

50mm, 65mm, 75mm, 90mm, 100mm

YTB 55 **YTB 55 129**

| ORDER CODE | DIA | WIDTH | BORE | | TEETH |
|--------------|-----|-------|------|-------|----------|
| YTB 55 129 A | 125 | 50mm | 30 | 31.75 | 35 3 / 4 |
| YTB 55 129 B | 125 | 65mm | 30 | 31.75 | 35 3 / 4 |
| YTB 55 129 C | 125 | 75mm | 30 | 31.75 | 35 3 / 4 |
| YTB 55 129 D | 125 | 90mm | 30 | 31.75 | 35 3 / 4 |
| YTB 55 129 E | 125 | 100mm | 30 | 31.75 | 35 3 / 4 |

YTB 55 **YTB 55 130**

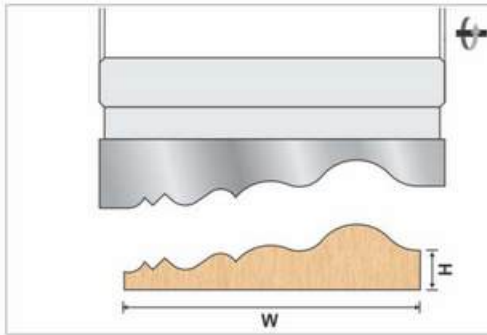
| ORDER CODE | DIA | WIDTH | BORE | | TEETH |
|--------------|-----|-------|------|-------|----------|
| YTB 55 130 A | 125 | 50mm | 30 | 31.75 | 35 3 / 4 |
| YTB 55 130 B | 125 | 65mm | 30 | 31.75 | 35 3 / 4 |
| YTB 55 130 C | 125 | 75mm | 30 | 31.75 | 35 3 / 4 |
| YTB 55 130 D | 125 | 90mm | 30 | 31.75 | 35 3 / 4 |
| YTB 55 130 E | 125 | 100mm | 30 | 31.75 | 35 3 / 4 |

YTB 55 **YTB 55 131**

| ORDER CODE | DIA | WIDTH | BORE | | TEETH |
|--------------|-----|-------|------|-------|----------|
| YTB 55 131 A | 125 | 50mm | 30 | 31.75 | 35 3 / 4 |
| YTB 55 131 B | 125 | 65mm | 30 | 31.75 | 35 3 / 4 |
| YTB 55 131 C | 125 | 75mm | 30 | 31.75 | 35 3 / 4 |
| YTB 55 131 D | 125 | 90mm | 30 | 31.75 | 35 3 / 4 |
| YTB 55 131 E | 125 | 100mm | 30 | 31.75 | 35 3 / 4 |

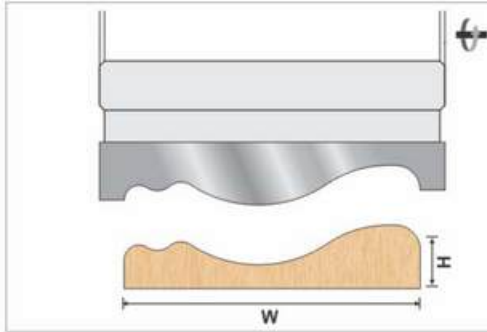
YTB 55 **YTB 55 132**

| ORDER CODE | DIA | WIDTH | BORE | | TEETH |
|--------------|-----|-------|------|-------|----------|
| YTB 55 132 A | 125 | 50mm | 30 | 31.75 | 35 3 / 4 |
| YTB 55 132 B | 125 | 65mm | 30 | 31.75 | 35 3 / 4 |
| YTB 55 132 C | 125 | 75mm | 30 | 31.75 | 35 3 / 4 |
| YTB 55 132 D | 125 | 90mm | 30 | 31.75 | 35 3 / 4 |
| YTB 55 132 E | 125 | 100mm | 30 | 31.75 | 35 3 / 4 |



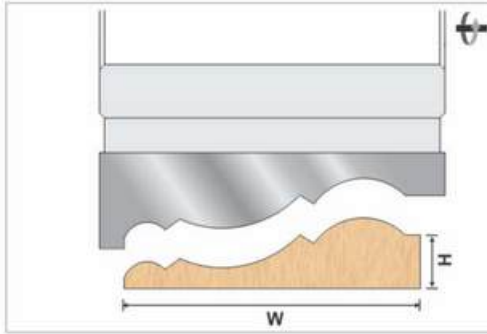
YTB 55 133

| ORDER CODE | DIA | WIDTH | BORE | | TEETH |
|--------------|-----|-------|------|-------|----------|
| YTB 55 133 A | 125 | 50mm | 30 | 31.75 | 35 3 / 4 |
| YTB 55 133 B | 125 | 65mm | 30 | 31.75 | 35 3 / 4 |
| YTB 55 133 C | 125 | 75mm | 30 | 31.75 | 35 3 / 4 |
| YTB 55 133 D | 125 | 90mm | 30 | 31.75 | 35 3 / 4 |
| YTB 55 133 E | 125 | 100mm | 30 | 31.75 | 35 3 / 4 |



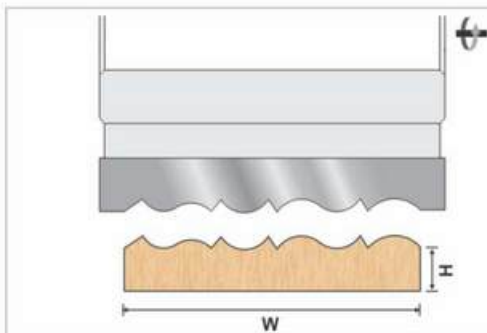
YTB 55 134

| ORDER CODE | DIA | WIDTH | BORE | | TEETH |
|--------------|-----|-------|------|-------|----------|
| YTB 55 134 A | 125 | 50mm | 30 | 31.75 | 35 3 / 4 |
| YTB 55 134 B | 125 | 65mm | 30 | 31.75 | 35 3 / 4 |
| YTB 55 134 C | 125 | 75mm | 30 | 31.75 | 35 3 / 4 |
| YTB 55 134 D | 125 | 90mm | 30 | 31.75 | 35 3 / 4 |
| YTB 55 134 E | 125 | 100mm | 30 | 31.75 | 35 3 / 4 |



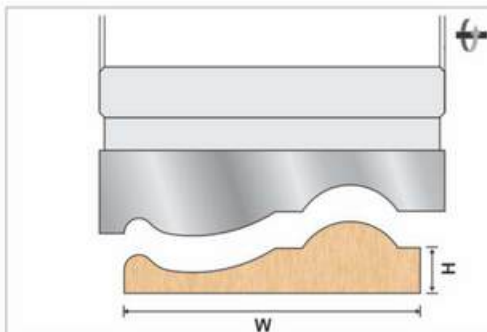
YTB 55 135

| ORDER CODE | DIA | WIDTH | BORE | | TEETH |
|--------------|-----|-------|------|-------|----------|
| YTB 55 135 A | 125 | 50mm | 30 | 31.75 | 35 3 / 4 |
| YTB 55 135 B | 125 | 65mm | 30 | 31.75 | 35 3 / 4 |
| YTB 55 135 C | 125 | 75mm | 30 | 31.75 | 35 3 / 4 |
| YTB 55 135 D | 125 | 90mm | 30 | 31.75 | 35 3 / 4 |
| YTB 55 135 E | 125 | 100mm | 30 | 31.75 | 35 3 / 4 |



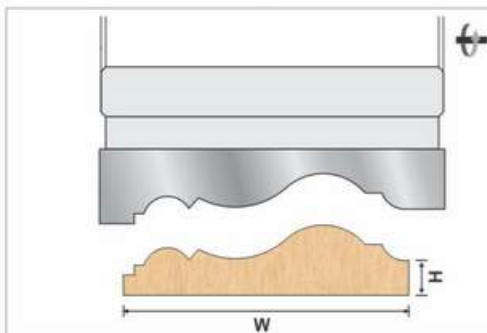
YTB 55 136

| ORDER CODE | DIA | WIDTH | BORE | | TEETH |
|--------------|-----|-------|------|-------|----------|
| YTB 55 136 A | 125 | 50mm | 30 | 31.75 | 35 3 / 4 |
| YTB 55 136 B | 125 | 65mm | 30 | 31.75 | 35 3 / 4 |
| YTB 55 136 C | 125 | 75mm | 30 | 31.75 | 35 3 / 4 |
| YTB 55 136 D | 125 | 90mm | 30 | 31.75 | 35 3 / 4 |
| YTB 55 136 E | 125 | 100mm | 30 | 31.75 | 35 3 / 4 |



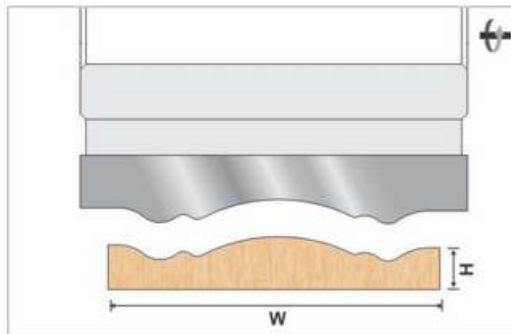
YTB 55 137

| ORDER CODE | DIA | WIDTH | BORE | | TEETH |
|--------------|-----|-------|------|-------|----------|
| YTB 55 137 A | 125 | 50mm | 30 | 31.75 | 35 3 / 4 |
| YTB 55 137 B | 125 | 65mm | 30 | 31.75 | 35 3 / 4 |
| YTB 55 137 C | 125 | 75mm | 30 | 31.75 | 35 3 / 4 |
| YTB 55 137 D | 125 | 90mm | 30 | 31.75 | 35 3 / 4 |
| YTB 55 137 E | 125 | 100mm | 30 | 31.75 | 35 3 / 4 |



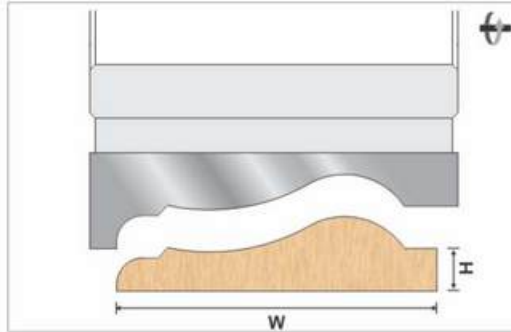
YTB 55 138

| ORDER CODE | DIA | WIDTH | BORE | | TEETH |
|--------------|-----|-------|------|-------|----------|
| YTB 55 138 A | 125 | 50mm | 30 | 31.75 | 35 3 / 4 |
| YTB 55 138 B | 125 | 65mm | 30 | 31.75 | 35 3 / 4 |
| YTB 55 138 C | 125 | 75mm | 30 | 31.75 | 35 3 / 4 |
| YTB 55 138 D | 125 | 90mm | 30 | 31.75 | 35 3 / 4 |
| YTB 55 138 E | 125 | 100mm | 30 | 31.75 | 35 3 / 4 |



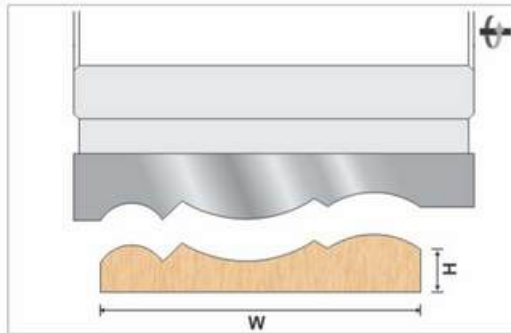
YTB 55 139

| YTB 55 | | | | | | |
|--------------|-----|-------|------|-------|-------|-------|
| ORDER CODE | DIA | WIDTH | BORE | | TEETH | |
| YTB 55 139 A | 125 | 50mm | 30 | 31.75 | 35 | 3 / 4 |
| YTB 55 139 B | 125 | 65mm | 30 | 31.75 | 35 | 3 / 4 |
| YTB 55 139 C | 125 | 75mm | 30 | 31.75 | 35 | 3 / 4 |
| YTB 55 139 D | 125 | 90mm | 30 | 31.75 | 35 | 3 / 4 |
| YTB 55 139 E | 125 | 100mm | 30 | 31.75 | 35 | 3 / 4 |



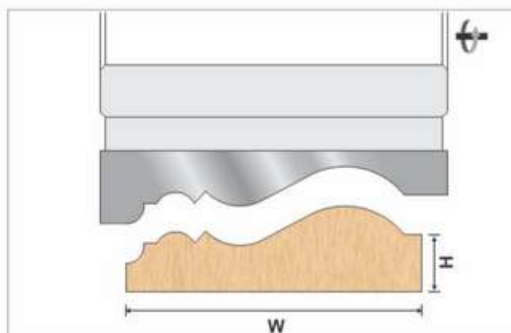
YTB 55 140

| YTB 55 | | | | | | |
|--------------|-----|-------|------|-------|-------|-------|
| ORDER CODE | DIA | WIDTH | BORE | | TEETH | |
| YTB 55 140 A | 125 | 50mm | 30 | 31.75 | 35 | 3 / 4 |
| YTB 55 140 B | 125 | 65mm | 30 | 31.75 | 35 | 3 / 4 |
| YTB 55 140 C | 125 | 75mm | 30 | 31.75 | 35 | 3 / 4 |
| YTB 55 140 D | 125 | 90mm | 30 | 31.75 | 35 | 3 / 4 |
| YTB 55 140 E | 125 | 100mm | 30 | 31.75 | 35 | 3 / 4 |



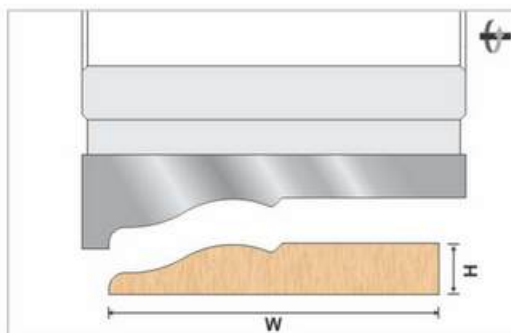
YTB 55 141

| YTB 55 | | | | | | |
|--------------|-----|-------|------|-------|-------|-------|
| ORDER CODE | DIA | WIDTH | BORE | | TEETH | |
| YTB 55 141 A | 125 | 50mm | 30 | 31.75 | 35 | 3 / 4 |
| YTB 55 141 B | 125 | 65mm | 30 | 31.75 | 35 | 3 / 4 |
| YTB 55 141 C | 125 | 75mm | 30 | 31.75 | 35 | 3 / 4 |
| YTB 55 141 D | 125 | 90mm | 30 | 31.75 | 35 | 3 / 4 |
| YTB 55 141 E | 125 | 100mm | 30 | 31.75 | 35 | 3 / 4 |



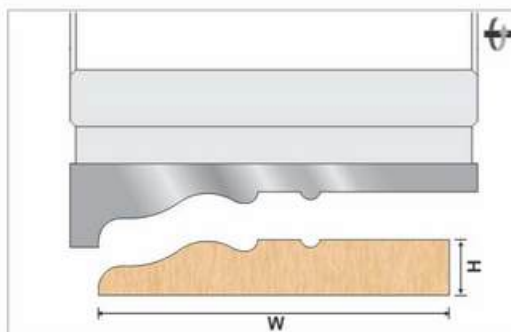
YTB 55 142

| YTB 55 | | | | | | |
|--------------|-----|-------|------|-------|-------|-------|
| ORDER CODE | DIA | WIDTH | BORE | | TEETH | |
| YTB 55 142 A | 125 | 50mm | 30 | 31.75 | 35 | 3 / 4 |
| YTB 55 142 B | 125 | 65mm | 30 | 31.75 | 35 | 3 / 4 |
| YTB 55 142 C | 125 | 75mm | 30 | 31.75 | 35 | 3 / 4 |
| YTB 55 142 D | 125 | 90mm | 30 | 31.75 | 35 | 3 / 4 |
| YTB 55 142 E | 125 | 100mm | 30 | 31.75 | 35 | 3 / 4 |



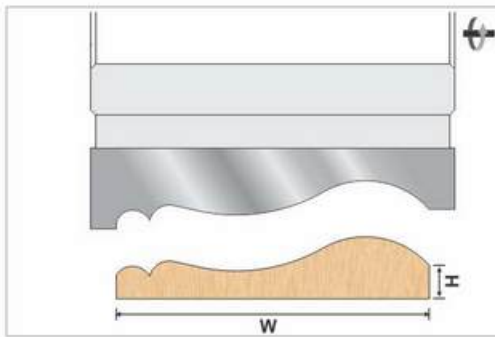
YTB 55 143

| YTB 55 | | | | | | |
|--------------|-----|-------|------|-------|-------|-------|
| ORDER CODE | DIA | WIDTH | BORE | | TEETH | |
| YTB 55 143 A | 125 | 50mm | 30 | 31.75 | 35 | 3 / 4 |
| YTB 55 143 B | 125 | 65mm | 30 | 31.75 | 35 | 3 / 4 |
| YTB 55 143 C | 125 | 75mm | 30 | 31.75 | 35 | 3 / 4 |
| YTB 55 143 D | 125 | 90mm | 30 | 31.75 | 35 | 3 / 4 |
| YTB 55 143 E | 125 | 100mm | 30 | 31.75 | 35 | 3 / 4 |

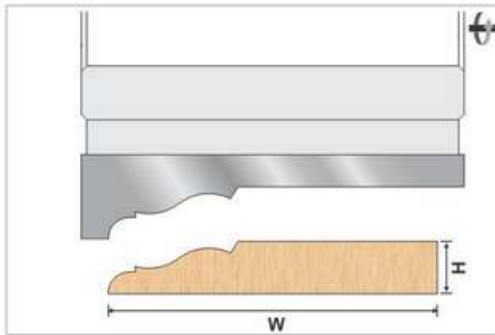


YTB 55 144

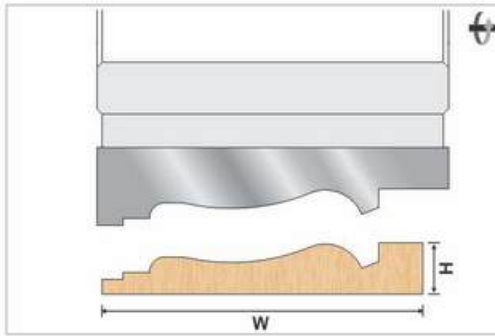
| YTB 55 | | | | | | |
|--------------|-----|-------|------|-------|-------|-------|
| ORDER CODE | DIA | WIDTH | BORE | | TEETH | |
| YTB 55 144 A | 125 | 50mm | 30 | 31.75 | 35 | 3 / 4 |
| YTB 55 144 B | 125 | 65mm | 30 | 31.75 | 35 | 3 / 4 |
| YTB 55 144 C | 125 | 75mm | 30 | 31.75 | 35 | 3 / 4 |
| YTB 55 144 D | 125 | 90mm | 30 | 31.75 | 35 | 3 / 4 |
| YTB 55 144 E | 125 | 100mm | 30 | 31.75 | 35 | 3 / 4 |



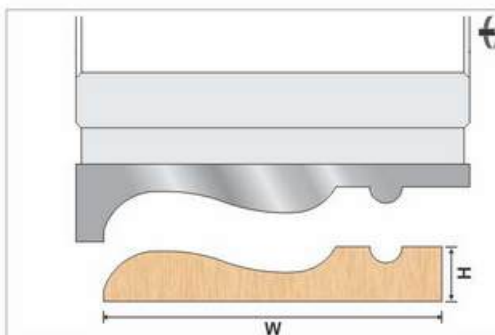
| YTB 55 | | YTB 55 145 | | | | |
|--------------|-----|------------|------|-------|----------|--|
| ORDER CODE | DIA | WIDTH | BORE | | TEETH | |
| YTB 55 145 A | 125 | 50mm | 30 | 31.75 | 35 3 / 4 | |
| YTB 55 145 B | 125 | 65mm | 30 | 31.75 | 35 3 / 4 | |
| YTB 55 145 C | 125 | 75mm | 30 | 31.75 | 35 3 / 4 | |
| YTB 55 145 D | 125 | 90mm | 30 | 31.75 | 35 3 / 4 | |
| YTB 55 145 E | 125 | 100mm | 30 | 31.75 | 35 3 / 4 | |



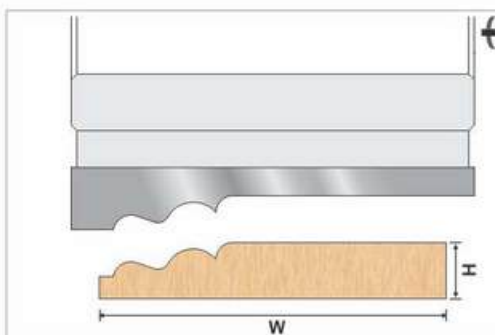
| YTB 55 | | YTB 55 146 | | | | |
|--------------|-----|------------|------|-------|----------|--|
| ORDER CODE | DIA | WIDTH | BORE | | TEETH | |
| YTB 55 146 A | 125 | 50mm | 30 | 31.75 | 35 3 / 4 | |
| YTB 55 146 B | 125 | 65mm | 30 | 31.75 | 35 3 / 4 | |
| YTB 55 146 C | 125 | 75mm | 30 | 31.75 | 35 3 / 4 | |
| YTB 55 146 D | 125 | 90mm | 30 | 31.75 | 35 3 / 4 | |
| YTB 55 146 E | 125 | 100mm | 30 | 31.75 | 35 3 / 4 | |



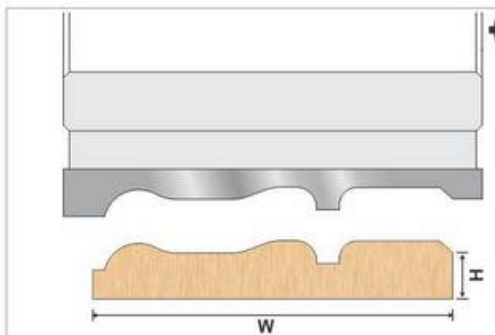
| YTB 55 | | YTB 55 147 | | | | |
|--------------|-----|------------|------|-------|----------|--|
| ORDER CODE | DIA | WIDTH | BORE | | TEETH | |
| YTB 55 147 A | 125 | 50mm | 30 | 31.75 | 35 3 / 4 | |
| YTB 55 147 B | 125 | 65mm | 30 | 31.75 | 35 3 / 4 | |
| YTB 55 147 C | 125 | 75mm | 30 | 31.75 | 35 3 / 4 | |
| YTB 55 147 D | 125 | 90mm | 30 | 31.75 | 35 3 / 4 | |
| YTB 55 147 E | 125 | 100mm | 30 | 31.75 | 35 3 / 4 | |



| YTB 55 | | YTB 55 148 | | | | |
|--------------|-----|------------|------|-------|----------|--|
| ORDER CODE | DIA | WIDTH | BORE | | TEETH | |
| YTB 55 148 A | 125 | 50mm | 30 | 31.75 | 35 3 / 4 | |
| YTB 55 148 B | 125 | 65mm | 30 | 31.75 | 35 3 / 4 | |
| YTB 55 148 C | 125 | 75mm | 30 | 31.75 | 35 3 / 4 | |
| YTB 55 148 D | 125 | 90mm | 30 | 31.75 | 35 3 / 4 | |
| YTB 55 148 E | 125 | 100mm | 30 | 31.75 | 35 3 / 4 | |




| YTB 55 | | YTB 55 149 | | | | |
|--------------|-----|------------|------|-------|----------|--|
| ORDER CODE | DIA | WIDTH | BORE | | TEETH | |
| YTB 55 149 A | 125 | 50mm | 30 | 31.75 | 35 3 / 4 | |
| YTB 55 149 B | 125 | 65mm | 30 | 31.75 | 35 3 / 4 | |
| YTB 55 149 C | 125 | 75mm | 30 | 31.75 | 35 3 / 4 | |
| YTB 55 149 D | 125 | 90mm | 30 | 31.75 | 35 3 / 4 | |
| YTB 55 149 E | 125 | 100mm | 30 | 31.75 | 35 3 / 4 | |



| YTB 55 | | YTB 55 150 | | | | |
|--------------|-----|------------|------|-------|----------|--|
| ORDER CODE | DIA | WIDTH | BORE | | TEETH | |
| YTB 55 150 A | 125 | 50mm | 30 | 31.75 | 35 3 / 4 | |
| YTB 55 150 B | 125 | 65mm | 30 | 31.75 | 35 3 / 4 | |
| YTB 55 150 C | 125 | 75mm | 30 | 31.75 | 35 3 / 4 | |
| YTB 55 150 D | 125 | 90mm | 30 | 31.75 | 35 3 / 4 | |
| YTB 55 150 E | 125 | 100mm | 30 | 31.75 | 35 3 / 4 | |

Multi Frame Cutter For Molder Machine T.C.T (Brazed) - YTB 56



Technical Details :

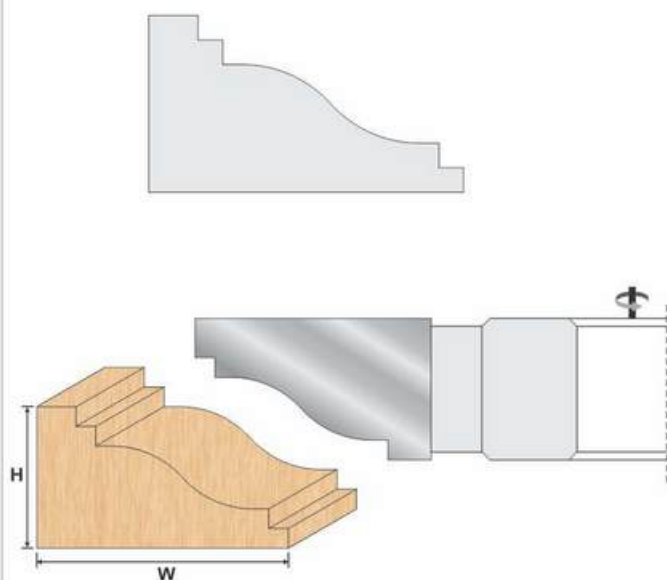
Spindle Moulder & Four Side Moulder Machines

Application :

Hard Wood & MDF

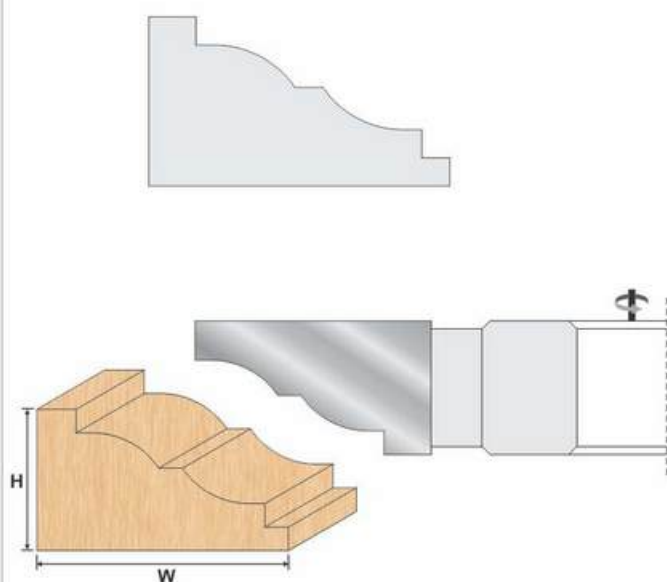
YTB 56

| ORDER CODE | DIA | MOULDING SIZE | BORE | | | TEETH |
|--------------|-----|---------------|------|-------|----|-------|
| YTB 56 101 A | 125 | 15 x 15 | 30 | 31.75 | 35 | 3 / 4 |
| YTB 56 101 B | 125 | 18 x 18 | 30 | 31.75 | 35 | 3 / 4 |
| YTB 56 101 C | 125 | 20 x 20 | 30 | 31.75 | 35 | 3 / 4 |
| YTB 56 101 D | 125 | 22 x 22 | 30 | 31.75 | 35 | 3 / 4 |
| YTB 56 101 E | 125 | 25 x 25 | 30 | 31.75 | 35 | 3 / 4 |
| YTB 56 101 F | 150 | 28 x 15 | 30 | 31.75 | 35 | 3 / 4 |
| YTB 56 101 G | 150 | 28 x 28 | 30 | 31.75 | 35 | 3 / 4 |
| YTB 56 101 H | 150 | 32 x 18 | 30 | 31.75 | 35 | 3 / 4 |
| YTB 56 101 I | 150 | 32 x 32 | 30 | 31.75 | 35 | 3 / 4 |
| YTB 56 101 J | 160 | 36 x 15 | 30 | 31.75 | 35 | 3 / 4 |
| YTB 56 101 K | 160 | 36 x 18 | 30 | 31.75 | 35 | 3 / 4 |
| YTB 56 101 L | 160 | 36 x 22 | 30 | 31.75 | 35 | 3 / 4 |
| YTB 56 101 M | 160 | 36 x 28 | 30 | 31.75 | 35 | 3 / 4 |
| YTB 56 101 N | 160 | 36 x 36 | 30 | 31.75 | 35 | 3 / 4 |
| YTB 56 101 O | 170 | 45 x 45 | 30 | 31.75 | 35 | 3 / 4 |



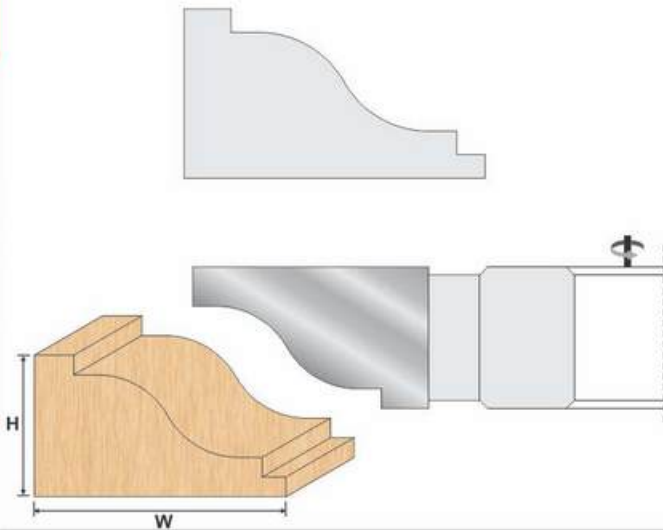
YTB 56

| ORDER CODE | DIA | MOULDING SIZE | BORE | | | TEETH |
|--------------|-----|---------------|------|-------|----|-------|
| YTB 56 102 A | 125 | 15 x 15 | 30 | 31.75 | 35 | 3 / 4 |
| YTB 56 102 B | 125 | 18 x 18 | 30 | 31.75 | 35 | 3 / 4 |
| YTB 56 102 C | 125 | 20 x 20 | 30 | 31.75 | 35 | 3 / 4 |
| YTB 56 102 D | 125 | 22 x 22 | 30 | 31.75 | 35 | 3 / 4 |
| YTB 56 102 E | 125 | 25 x 25 | 30 | 31.75 | 35 | 3 / 4 |
| YTB 56 102 F | 150 | 28 x 15 | 30 | 31.75 | 35 | 3 / 4 |
| YTB 56 102 G | 150 | 28 x 28 | 30 | 31.75 | 35 | 3 / 4 |
| YTB 56 102 H | 150 | 32 x 18 | 30 | 31.75 | 35 | 3 / 4 |
| YTB 56 102 I | 150 | 32 x 32 | 30 | 31.75 | 35 | 3 / 4 |
| YTB 56 102 J | 160 | 36 x 15 | 30 | 31.75 | 35 | 3 / 4 |
| YTB 56 102 K | 160 | 36 x 18 | 30 | 31.75 | 35 | 3 / 4 |
| YTB 56 102 L | 160 | 36 x 22 | 30 | 31.75 | 35 | 3 / 4 |
| YTB 56 102 M | 160 | 36 x 28 | 30 | 31.75 | 35 | 3 / 4 |
| YTB 56 102 N | 160 | 36 x 36 | 30 | 31.75 | 35 | 3 / 4 |
| YTB 56 102 O | 170 | 45 x 45 | 30 | 31.75 | 35 | 3 / 4 |



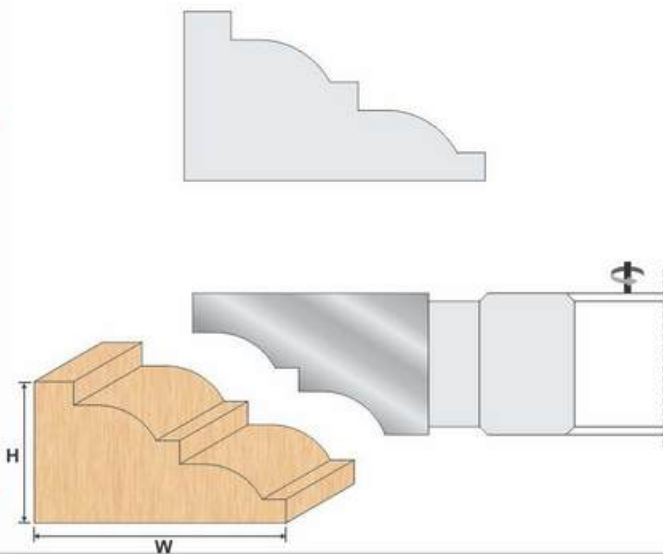
YTB 56

| ORDER CODE | DIA | MOULDING SIZE | BORE | | | TEETH |
|--------------|-----|---------------|------|-------|----|-------|
| YTB 56 103 A | 125 | 15 x 15 | 30 | 31.75 | 35 | 3 / 4 |
| YTB 56 103 B | 125 | 18 x 18 | 30 | 31.75 | 35 | 3 / 4 |
| YTB 56 103 C | 125 | 20 x 20 | 30 | 31.75 | 35 | 3 / 4 |
| YTB 56 103 D | 125 | 22 x 22 | 30 | 31.75 | 35 | 3 / 4 |
| YTB 56 103 E | 125 | 25 x 25 | 30 | 31.75 | 35 | 3 / 4 |
| YTB 56 103 F | 150 | 28 x 15 | 30 | 31.75 | 35 | 3 / 4 |
| YTB 56 103 G | 150 | 28 x 28 | 30 | 31.75 | 35 | 3 / 4 |
| YTB 56 103 H | 150 | 32 x 18 | 30 | 31.75 | 35 | 3 / 4 |
| YTB 56 103 I | 150 | 32 x 32 | 30 | 31.75 | 35 | 3 / 4 |
| YTB 56 103 J | 160 | 36 x 15 | 30 | 31.75 | 35 | 3 / 4 |
| YTB 56 103 K | 160 | 36 x 18 | 30 | 31.75 | 35 | 3 / 4 |
| YTB 56 103 L | 160 | 36 x 22 | 30 | 31.75 | 35 | 3 / 4 |
| YTB 56 103 M | 160 | 36 x 28 | 30 | 31.75 | 35 | 3 / 4 |
| YTB 56 103 N | 160 | 36 x 36 | 30 | 31.75 | 35 | 3 / 4 |
| YTB 56 103 O | 170 | 45 x 45 | 30 | 31.75 | 35 | 3 / 4 |



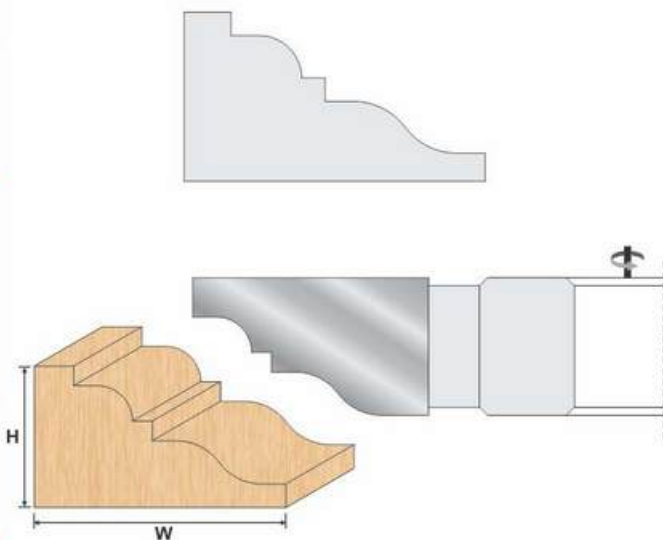
YTB 56

| ORDER CODE | DIA | MOULDING SIZE | BORE | | | TEETH |
|--------------|-----|---------------|------|-------|----|-------|
| YTB 56 104 A | 125 | 15 x 15 | 30 | 31.75 | 35 | 3 / 4 |
| YTB 56 104 B | 125 | 18 x 18 | 30 | 31.75 | 35 | 3 / 4 |
| YTB 56 104 C | 125 | 20 x 20 | 30 | 31.75 | 35 | 3 / 4 |
| YTB 56 104 D | 125 | 22 x 22 | 30 | 31.75 | 35 | 3 / 4 |
| YTB 56 104 E | 125 | 25 x 25 | 30 | 31.75 | 35 | 3 / 4 |
| YTB 56 104 F | 150 | 28 x 15 | 30 | 31.75 | 35 | 3 / 4 |
| YTB 56 104 G | 150 | 28 x 28 | 30 | 31.75 | 35 | 3 / 4 |
| YTB 56 104 H | 150 | 32 x 18 | 30 | 31.75 | 35 | 3 / 4 |
| YTB 56 104 I | 150 | 32 x 32 | 30 | 31.75 | 35 | 3 / 4 |
| YTB 56 104 J | 160 | 36 x 15 | 30 | 31.75 | 35 | 3 / 4 |
| YTB 56 104 K | 160 | 36 x 18 | 30 | 31.75 | 35 | 3 / 4 |
| YTB 56 104 L | 160 | 36 x 22 | 30 | 31.75 | 35 | 3 / 4 |
| YTB 56 104 M | 160 | 36 x 28 | 30 | 31.75 | 35 | 3 / 4 |
| YTB 56 104 N | 160 | 36 x 36 | 30 | 31.75 | 35 | 3 / 4 |
| YTB 56 104 O | 170 | 45 x 45 | 30 | 31.75 | 35 | 3 / 4 |



YTB 56

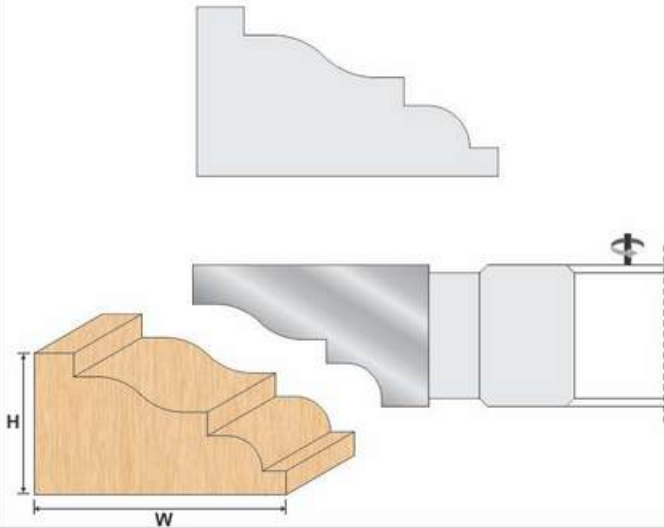
| ORDER CODE | DIA | MOULDING SIZE | BORE | | | TEETH |
|--------------|-----|---------------|------|-------|----|-------|
| YTB 56 105 A | 125 | 15 x 15 | 30 | 31.75 | 35 | 3 / 4 |
| YTB 56 105 B | 125 | 18 x 18 | 30 | 31.75 | 35 | 3 / 4 |
| YTB 56 105 C | 125 | 20 x 20 | 30 | 31.75 | 35 | 3 / 4 |
| YTB 56 105 D | 125 | 22 x 22 | 30 | 31.75 | 35 | 3 / 4 |
| YTB 56 105 E | 125 | 25 x 25 | 30 | 31.75 | 35 | 3 / 4 |
| YTB 56 105 F | 150 | 28 x 15 | 30 | 31.75 | 35 | 3 / 4 |
| YTB 56 105 G | 150 | 28 x 28 | 30 | 31.75 | 35 | 3 / 4 |
| YTB 56 105 H | 150 | 32 x 18 | 30 | 31.75 | 35 | 3 / 4 |
| YTB 56 105 I | 150 | 32 x 32 | 30 | 31.75 | 35 | 3 / 4 |
| YTB 56 105 J | 160 | 36 x 15 | 30 | 31.75 | 35 | 3 / 4 |
| YTB 56 105 K | 160 | 36 x 18 | 30 | 31.75 | 35 | 3 / 4 |
| YTB 56 105 L | 160 | 36 x 22 | 30 | 31.75 | 35 | 3 / 4 |
| YTB 56 105 M | 160 | 36 x 28 | 30 | 31.75 | 35 | 3 / 4 |
| YTB 56 105 N | 160 | 36 x 36 | 30 | 31.75 | 35 | 3 / 4 |
| YTB 56 105 O | 170 | 45 x 45 | 30 | 31.75 | 35 | 3 / 4 |



Multi Frame Cutter For Molder Machine T.C.T (Brazed) - YTB 56

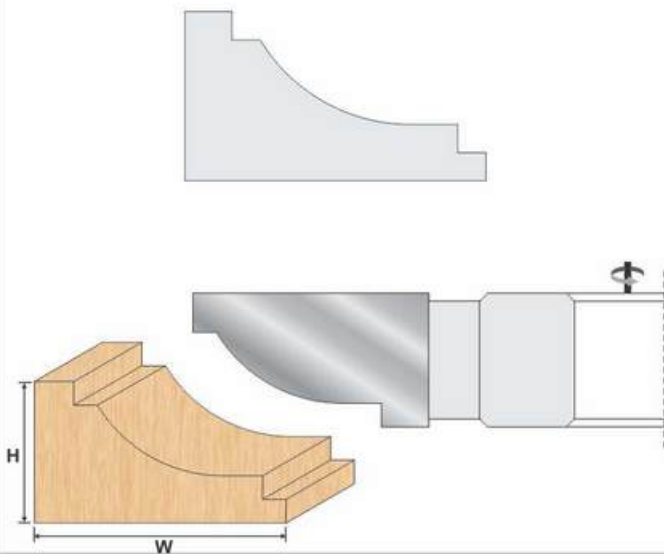
YTB 56

| ORDER CODE | DIA | MOULDING SIZE | BORE | | TEETH |
|--------------|-----|---------------|------|----------|-------|
| YTB 56 106 A | 125 | 15 x 15 | 30 | 31.75 35 | 3 / 4 |
| YTB 56 106 B | 125 | 18 x 18 | 30 | 31.75 35 | 3 / 4 |
| YTB 56 106 C | 125 | 20 x 20 | 30 | 31.75 35 | 3 / 4 |
| YTB 56 106 D | 125 | 22 x 22 | 30 | 31.75 35 | 3 / 4 |
| YTB 56 106 E | 125 | 25 x 25 | 30 | 31.75 35 | 3 / 4 |
| YTB 56 106 F | 150 | 28 x 15 | 30 | 31.75 35 | 3 / 4 |
| YTB 56 106 G | 150 | 28 x 28 | 30 | 31.75 35 | 3 / 4 |
| YTB 56 106 H | 150 | 32 x 18 | 30 | 31.75 35 | 3 / 4 |
| YTB 56 106 I | 150 | 32 x 32 | 30 | 31.75 35 | 3 / 4 |
| YTB 56 106 J | 160 | 36 x 15 | 30 | 31.75 35 | 3 / 4 |
| YTB 56 106 K | 160 | 36 x 18 | 30 | 31.75 35 | 3 / 4 |
| YTB 56 106 L | 160 | 36 x 22 | 30 | 31.75 35 | 3 / 4 |
| YTB 56 106 M | 160 | 36 x 28 | 30 | 31.75 35 | 3 / 4 |
| YTB 56 106 N | 160 | 36 x 36 | 30 | 31.75 35 | 3 / 4 |
| YTB 56 106 O | 170 | 45 x 45 | 30 | 31.75 35 | 3 / 4 |



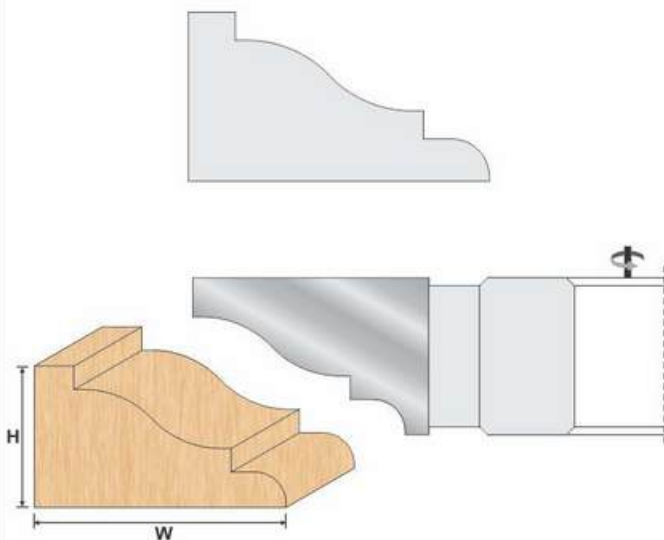
YTB 56

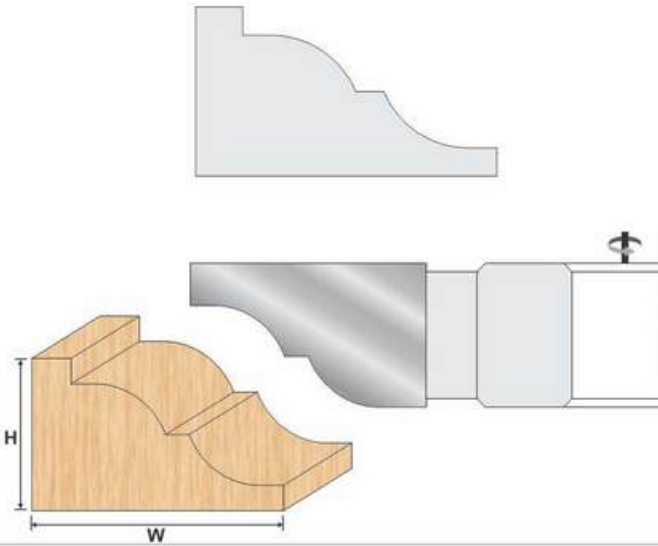
| ORDER CODE | DIA | MOULDING SIZE | BORE | | TEETH |
|--------------|-----|---------------|------|----------|-------|
| YTB 56 107 A | 125 | 15 x 15 | 30 | 31.75 35 | 3 / 4 |
| YTB 56 107 B | 125 | 18 x 18 | 30 | 31.75 35 | 3 / 4 |
| YTB 56 107 C | 125 | 20 x 20 | 30 | 31.75 35 | 3 / 4 |
| YTB 56 107 D | 125 | 22 x 22 | 30 | 31.75 35 | 3 / 4 |
| YTB 56 107 E | 125 | 25 x 25 | 30 | 31.75 35 | 3 / 4 |
| YTB 56 107 F | 150 | 28 x 15 | 30 | 31.75 35 | 3 / 4 |
| YTB 56 107 G | 150 | 28 x 28 | 30 | 31.75 35 | 3 / 4 |
| YTB 56 107 H | 150 | 32 x 18 | 30 | 31.75 35 | 3 / 4 |
| YTB 56 107 I | 150 | 32 x 32 | 30 | 31.75 35 | 3 / 4 |
| YTB 56 107 J | 160 | 36 x 15 | 30 | 31.75 35 | 3 / 4 |
| YTB 56 107 K | 160 | 36 x 18 | 30 | 31.75 35 | 3 / 4 |
| YTB 56 107 L | 160 | 36 x 22 | 30 | 31.75 35 | 3 / 4 |
| YTB 56 107 M | 160 | 36 x 28 | 30 | 31.75 35 | 3 / 4 |
| YTB 56 107 N | 160 | 36 x 36 | 30 | 31.75 35 | 3 / 4 |
| YTB 56 107 O | 170 | 45 x 45 | 30 | 31.75 35 | 3 / 4 |



YTB 56

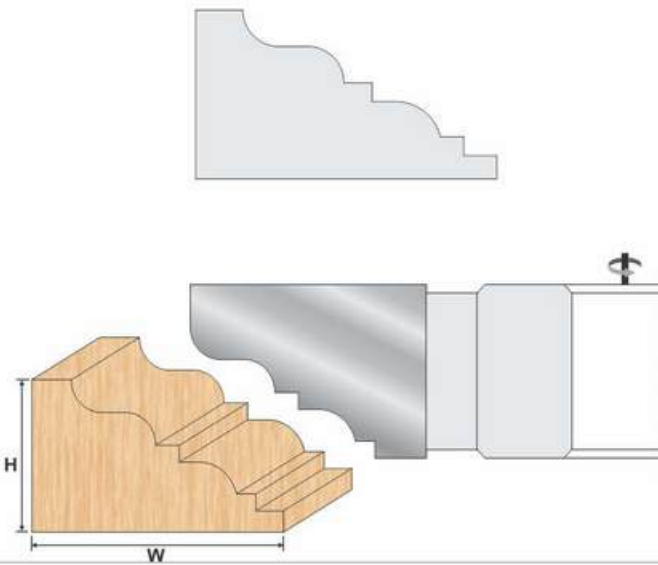
| ORDER CODE | DIA | MOULDING SIZE | BORE | | TEETH |
|--------------|-----|---------------|------|----------|-------|
| YTB 56 108 A | 125 | 15 x 15 | 30 | 31.75 35 | 3 / 4 |
| YTB 56 108 B | 125 | 18 x 18 | 30 | 31.75 35 | 3 / 4 |
| YTB 56 108 C | 125 | 20 x 20 | 30 | 31.75 35 | 3 / 4 |
| YTB 56 108 D | 125 | 22 x 22 | 30 | 31.75 35 | 3 / 4 |
| YTB 56 108 E | 125 | 25 x 25 | 30 | 31.75 35 | 3 / 4 |
| YTB 56 108 F | 150 | 28 x 15 | 30 | 31.75 35 | 3 / 4 |
| YTB 56 108 G | 150 | 28 x 28 | 30 | 31.75 35 | 3 / 4 |
| YTB 56 108 H | 150 | 32 x 18 | 30 | 31.75 35 | 3 / 4 |
| YTB 56 108 I | 150 | 32 x 32 | 30 | 31.75 35 | 3 / 4 |
| YTB 56 108 J | 160 | 36 x 15 | 30 | 31.75 35 | 3 / 4 |
| YTB 56 108 K | 160 | 36 x 18 | 30 | 31.75 35 | 3 / 4 |
| YTB 56 108 L | 160 | 36 x 22 | 30 | 31.75 35 | 3 / 4 |
| YTB 56 108 M | 160 | 36 x 28 | 30 | 31.75 35 | 3 / 4 |
| YTB 56 108 N | 160 | 36 x 36 | 30 | 31.75 35 | 3 / 4 |
| YTB 56 108 O | 170 | 45 x 45 | 30 | 31.75 35 | 3 / 4 |





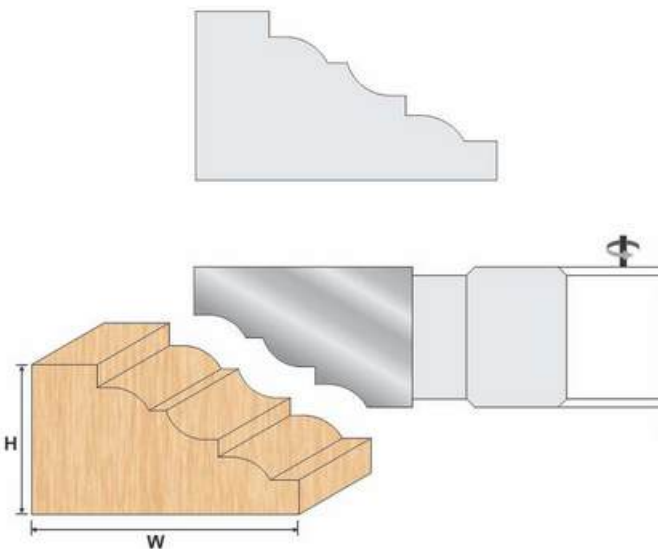
YTB 56

| ORDER CODE | DIA | MOULDING SIZE | BORE | | | TEETH |
|--------------|-----|---------------|------|-------|----|-------|
| YTB 56 109 A | 125 | 15 x 15 | 30 | 31.75 | 35 | 3 / 4 |
| YTB 56 109 B | 125 | 18 x 18 | 30 | 31.75 | 35 | 3 / 4 |
| YTB 56 109 C | 125 | 20 x 20 | 30 | 31.75 | 35 | 3 / 4 |
| YTB 56 109 D | 125 | 22 x 22 | 30 | 31.75 | 35 | 3 / 4 |
| YTB 56 109 E | 125 | 25 x 25 | 30 | 31.75 | 35 | 3 / 4 |
| YTB 56 109 F | 150 | 28 x 15 | 30 | 31.75 | 35 | 3 / 4 |
| YTB 56 109 G | 150 | 28 x 28 | 30 | 31.75 | 35 | 3 / 4 |
| YTB 56 109 H | 150 | 32 x 18 | 30 | 31.75 | 35 | 3 / 4 |
| YTB 56 109 I | 150 | 32 x 32 | 30 | 31.75 | 35 | 3 / 4 |
| YTB 56 109 J | 160 | 36 x 15 | 30 | 31.75 | 35 | 3 / 4 |
| YTB 56 109 K | 160 | 36 x 18 | 30 | 31.75 | 35 | 3 / 4 |
| YTB 56 109 L | 160 | 36 x 22 | 30 | 31.75 | 35 | 3 / 4 |
| YTB 56 109 M | 160 | 36 x 28 | 30 | 31.75 | 35 | 3 / 4 |
| YTB 56 109 N | 160 | 36 x 36 | 30 | 31.75 | 35 | 3 / 4 |
| YTB 56 109 O | 170 | 45 x 45 | 30 | 31.75 | 35 | 3 / 4 |



YTB 56

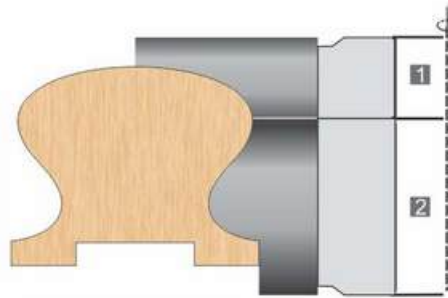

| ORDER CODE | DIA | MOULDING SIZE | BORE | | | TEETH |
|--------------|-----|---------------|------|-------|----|-------|
| YTB 56 110 A | 125 | 15 x 15 | 30 | 31.75 | 35 | 3 / 4 |
| YTB 56 110 B | 125 | 18 x 18 | 30 | 31.75 | 35 | 3 / 4 |
| YTB 56 110 C | 125 | 20 x 20 | 30 | 31.75 | 35 | 3 / 4 |
| YTB 56 110 D | 125 | 22 x 22 | 30 | 31.75 | 35 | 3 / 4 |
| YTB 56 110 E | 125 | 25 x 25 | 30 | 31.75 | 35 | 3 / 4 |
| YTB 56 110 F | 150 | 28 x 15 | 30 | 31.75 | 35 | 3 / 4 |
| YTB 56 110 G | 150 | 28 x 28 | 30 | 31.75 | 35 | 3 / 4 |
| YTB 56 110 H | 150 | 32 x 18 | 30 | 31.75 | 35 | 3 / 4 |
| YTB 56 110 I | 150 | 32 x 32 | 30 | 31.75 | 35 | 3 / 4 |
| YTB 56 110 J | 160 | 36 x 15 | 30 | 31.75 | 35 | 3 / 4 |
| YTB 56 110 K | 160 | 36 x 18 | 30 | 31.75 | 35 | 3 / 4 |
| YTB 56 110 L | 160 | 36 x 22 | 30 | 31.75 | 35 | 3 / 4 |
| YTB 56 110 M | 160 | 36 x 28 | 30 | 31.75 | 35 | 3 / 4 |
| YTB 56 110 N | 160 | 36 x 36 | 30 | 31.75 | 35 | 3 / 4 |
| YTB 56 110 O | 170 | 45 x 45 | 30 | 31.75 | 35 | 3 / 4 |



YTB 56

| ORDER CODE | DIA | MOULDING SIZE | BORE | | | TEETH |
|--------------|-----|---------------|------|-------|----|-------|
| YTB 56 111 A | 125 | 15 x 15 | 30 | 31.75 | 35 | 3 / 4 |
| YTB 56 111 B | 125 | 18 x 18 | 30 | 31.75 | 35 | 3 / 4 |
| YTB 56 111 C | 125 | 20 x 20 | 30 | 31.75 | 35 | 3 / 4 |
| YTB 56 111 D | 125 | 22 x 22 | 30 | 31.75 | 35 | 3 / 4 |
| YTB 56 111 E | 125 | 25 x 25 | 30 | 31.75 | 35 | 3 / 4 |
| YTB 56 111 F | 150 | 28 x 15 | 30 | 31.75 | 35 | 3 / 4 |
| YTB 56 111 G | 150 | 28 x 28 | 30 | 31.75 | 35 | 3 / 4 |
| YTB 56 111 H | 150 | 32 x 18 | 30 | 31.75 | 35 | 3 / 4 |
| YTB 56 111 I | 150 | 32 x 32 | 30 | 31.75 | 35 | 3 / 4 |
| YTB 56 111 J | 160 | 36 x 15 | 30 | 31.75 | 35 | 3 / 4 |
| YTB 56 111 K | 160 | 36 x 18 | 30 | 31.75 | 35 | 3 / 4 |
| YTB 56 111 L | 160 | 36 x 22 | 30 | 31.75 | 35 | 3 / 4 |
| YTB 56 111 M | 160 | 36 x 28 | 30 | 31.75 | 35 | 3 / 4 |
| YTB 56 111 N | 160 | 36 x 36 | 30 | 31.75 | 35 | 3 / 4 |
| YTB 56 111 O | 170 | 45 x 45 | 30 | 31.75 | 35 | 3 / 4 |

Cutter Head Set For Railing For Molder Machine T.C.T
(Brazed) - YTB 57



Router Bits



Technical Details :

Use on Spindle Moulder Machines & Moulding machine

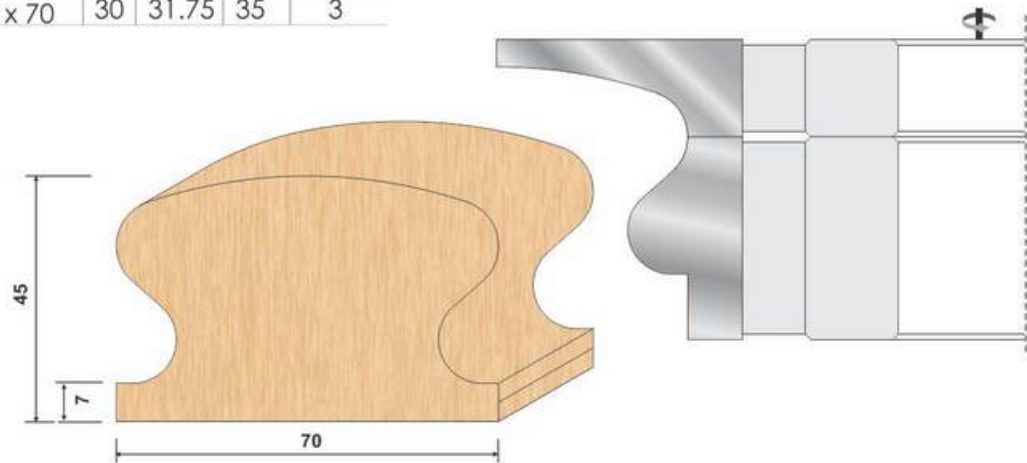
Application :

Perfect for solid wood, panel materials & compressed wood

YTB 57

2 PCS. Cutter Set

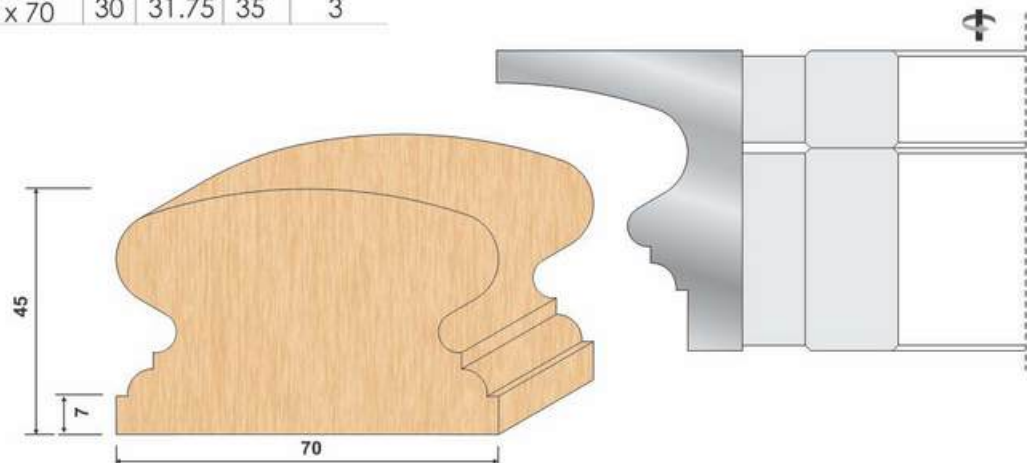
| ORDER CODE | DIA | MOULDING SIZE | BORE | | TEETH | |
|--------------|-----|---------------|------|-------|-------|---|
| YTB 57 101 A | 150 | 70 x 45 | 30 | 31.75 | 35 | 3 |
| YTB 57 101 B | 150 | 70 x 60 | 30 | 31.75 | 35 | 3 |
| YTB 57 101 C | 170 | 90 x 70 | 30 | 31.75 | 35 | 3 |



YTB 57

2 PCS. Cutter Set

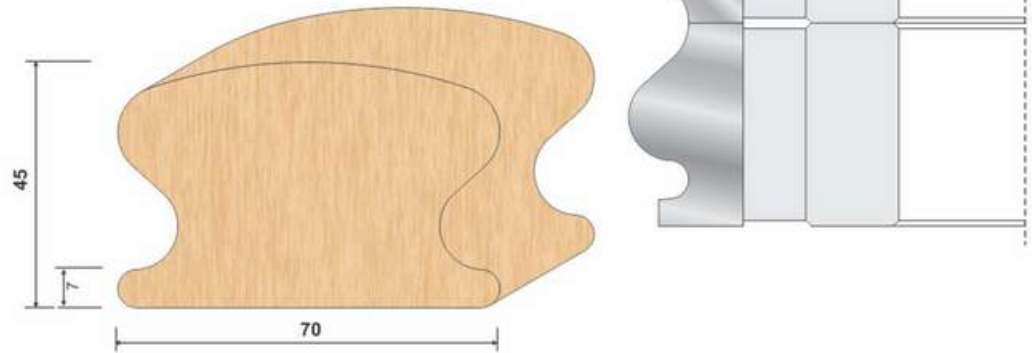
| ORDER CODE | DIA | MOULDING SIZE | BORE | | TEETH | |
|--------------|-----|---------------|------|-------|-------|---|
| YTB 57 102 A | 150 | 70 x 45 | 30 | 31.75 | 35 | 3 |
| YTB 57 102 B | 150 | 70 x 60 | 30 | 31.75 | 35 | 3 |
| YTB 57 102 C | 170 | 90 x 70 | 30 | 31.75 | 35 | 3 |



YTB 57

| ORDER CODE | DIA | MOULDING SIZE | BORE | | | TEETH |
|--------------|-----|---------------|------|-------|----|-------|
| YTB 57 103 A | 150 | 70 x 45 | 30 | 31.75 | 35 | 3 |
| YTB 57 103 B | 150 | 70 x 60 | 30 | 31.75 | 35 | 3 |
| YTB 57 103 C | 170 | 90 x 70 | 30 | 31.75 | 35 | 3 |

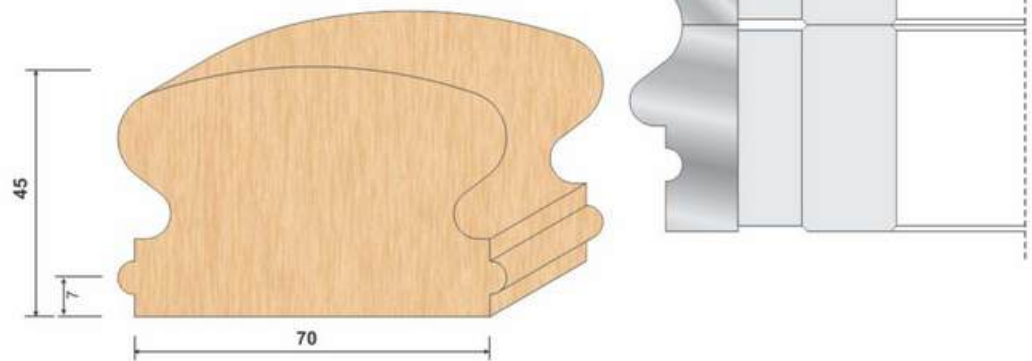
2 PCS. Cutter Set



YTB 57

| ORDER CODE | DIA | MOULDING SIZE | BORE | | | TEETH |
|--------------|-----|---------------|------|-------|----|-------|
| YTB 57 104 A | 150 | 70 x 45 | 30 | 31.75 | 35 | 3 |
| YTB 57 104 B | 150 | 70 x 60 | 30 | 31.75 | 35 | 3 |
| YTB 57 104 C | 170 | 90 x 70 | 30 | 31.75 | 35 | 3 |

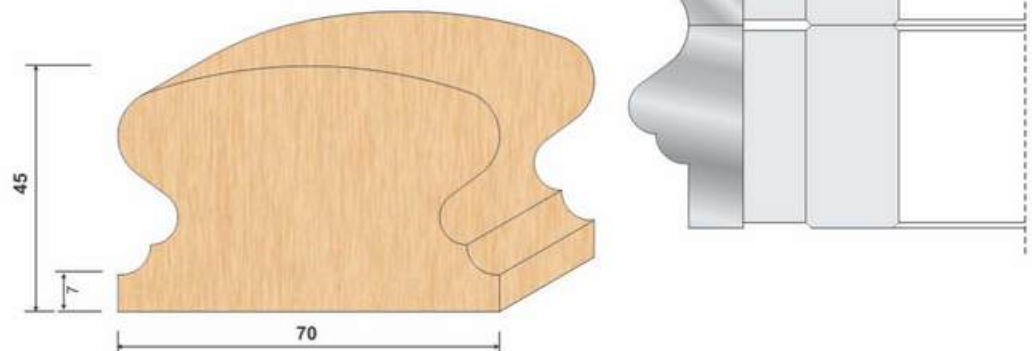
2 PCS. Cutter Set



YTB 57

| ORDER CODE | DIA | MOULDING SIZE | BORE | | | TEETH |
|--------------|-----|---------------|------|-------|----|-------|
| YTB 57 105 A | 150 | 70 x 45 | 30 | 31.75 | 35 | 3 |
| YTB 57 105 B | 150 | 70 x 60 | 30 | 31.75 | 35 | 3 |
| YTB 57 105 C | 170 | 90 x 70 | 30 | 31.75 | 35 | 3 |

2 PCS. Cutter Set




Handle Profile Cutter & Router



Technical Details :
Use on Spindle Moulder Machines

Application :
Used On MDF, Plywood, Partical Board & Solid Wood

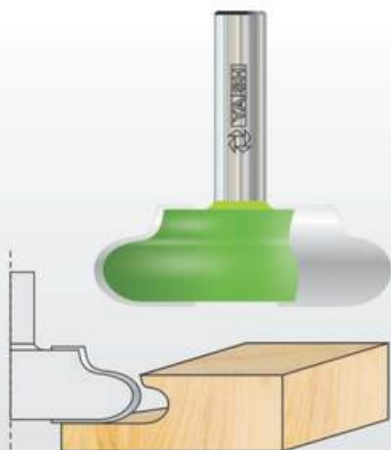
Handle Profile Cutter T.C.T (Brazed) - YTB 58



YTB 58

| ORDER CODE | DIA | WOOD THICKNESS | BORE | | | TEETH |
|------------|-----|----------------|------|-------|----|-------|
| YTB 58 101 | 150 | 18mm | 30 | 31.75 | 35 | 4 |
| YTB 58 102 | 150 | 25mm | 30 | 31.75 | 35 | 4 |
| YTB 58 103 | 150 | 18mm | 30 | 31.75 | 35 | 6 |
| YTB 58 104 | 150 | 25mm | 30 | 31.75 | 35 | 6 |

Handle Profile Router Bit T.C.T (Brazed) - YTB 58



YTB 58


| ORDER CODE | DIA | WOOD THICKNESS | SHANK | TEETH |
|------------|-----|----------------|-------|-------|
| YTB 58 105 | 50 | 16mm | 12 | 2 |
| YTB 58 106 | 50 | 18mm | 12 | 2 |
| YTB 58 107 | 50 | 25mm | 12 | 2 |
| YTB 58 108 | 60 | 16mm | 12 | 2 |
| YTB 58 109 | 60 | 18mm | 12 | 2 |
| YTB 58 110 | 60 | 25mm | 12 | 2 |

Handle Profile Cutter T.C.T (Brazed) - YTB 59



YTB 59

| ORDER CODE | DIA | WOOD THICKNESS | BORE | | | TEETH |
|------------|-----|----------------|------|-------|----|-------|
| YTB 59 101 | 150 | 18mm | 30 | 31.75 | 35 | 4 |
| YTB 59 102 | 150 | 25mm | 30 | 31.75 | 35 | 4 |
| YTB 59 103 | 150 | 18mm | 30 | 31.75 | 35 | 6 |
| YTB 59 104 | 150 | 25mm | 30 | 31.75 | 35 | 6 |



Technical Details :

Use on Spindle Moulder Machines

Application :

Used On MDF, Plywood, Partical Board & Solid Wood

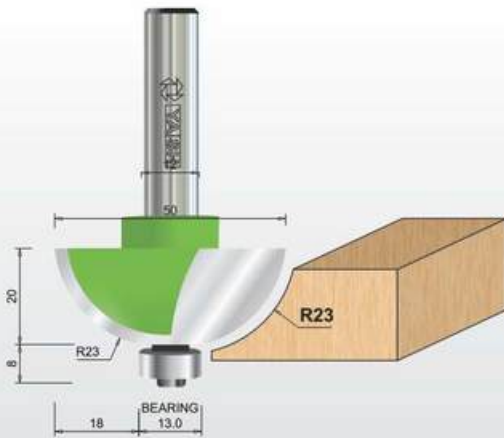
J Profile Cutter T.C.T (Brazed) - YTB 60



YTB 60

| ORDER CODE | DIA | WOOD THICKNESS | BORE | | | TEETH |
|------------|-----|----------------|------|-------|----|-------|
| YTB 60 101 | 125 | 18mm/ 23 R | 30 | 31.75 | 35 | 4 |

J Profile Router Bit With Bearing T.C.T (Brazed) - YTB 60

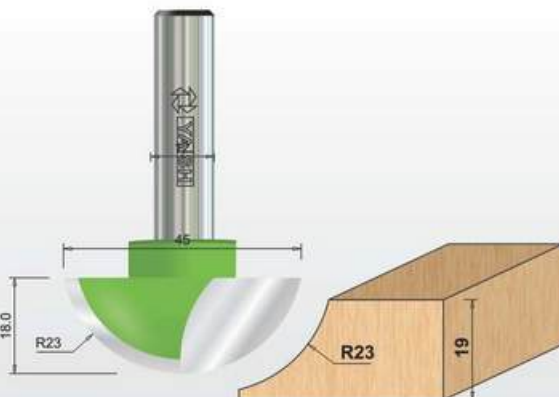


USED ON ROUTER MACHINE

YTB 60

| ORDER CODE | DIA | WOOD THICKNESS | SHANK | TEETH |
|------------|-----|----------------|-------|-------|
| YTB 60 102 | 50 | 18mm/ 23 R | 12 | 2 |

J Profile Router bit Without Bearing T.C.T (Brazed) - YTB 60



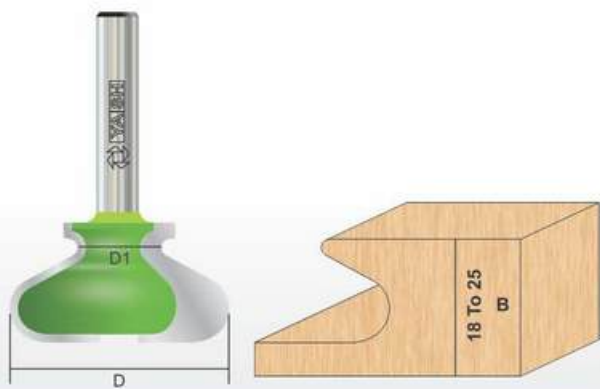
USED ON ROUTER MACHINE

YTB 60

| ORDER CODE | DIA | WOOD THICKNESS | SHANK | TEETH |
|------------|-----|----------------|-------|-------|
| YTB 60 103 | 50 | 18mm/ 23 R | 12 | 2 |

Handle Profile Router Bit T.C.T (Brazed) - YTB 61

USED ON ROUTER MACHINE



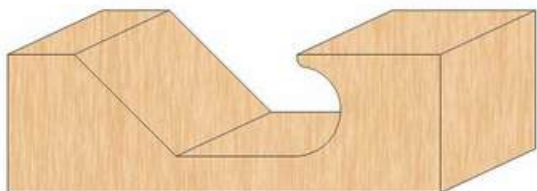
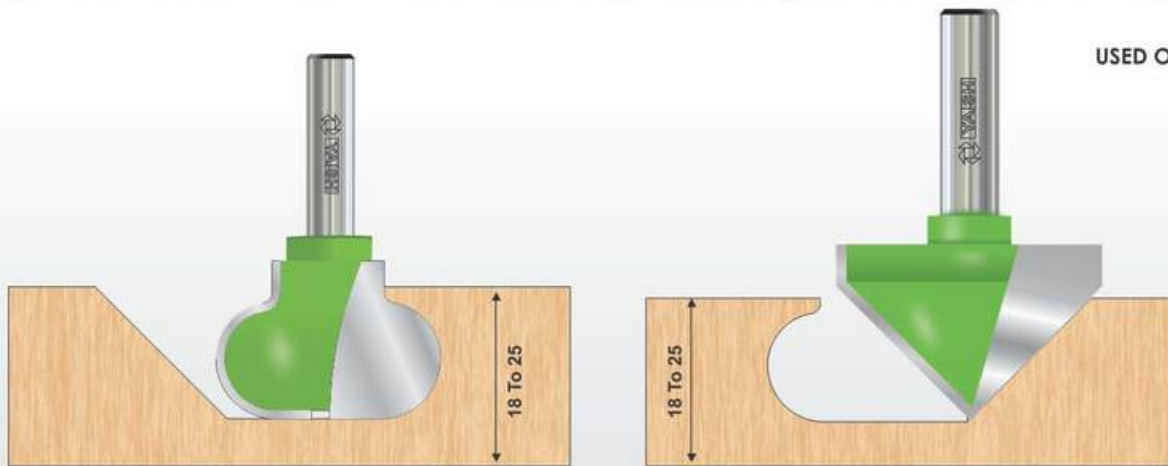
| YTB 61 | | | | | |
|------------|-----|-------------------|----|-------|-------|
| ORDER CODE | DIA | WOOD THICKNESS(B) | D1 | SHANK | TEETH |
| YTB 61 101 | 35 | 16mm | 15 | 12 | 2 |
| YTB 61 102 | 35 | 18mm | 15 | 12 | 2 |
| YTB 61 103 | 35 | 25mm | 15 | 12 | 2 |
| YTB 61 104 | 40 | 16mm | 20 | 12 | 2 |
| YTB 61 105 | 40 | 18mm | 20 | 12 | 2 |
| YTB 61 106 | 40 | 25mm | 20 | 12 | 2 |
| YTB 61 107 | 45 | 16mm | 25 | 12 | 2 |
| YTB 61 108 | 45 | 18mm | 25 | 12 | 2 |
| YTB 61 109 | 45 | 25mm | 25 | 12 | 2 |
| YTB 61 110 | 50 | 16mm | 30 | 12 | 2 |
| YTB 61 111 | 50 | 18mm | 30 | 12 | 2 |
| YTB 61 112 | 50 | 25mm | 30 | 12 | 2 |

Application :

Used On MDF, Plywood, Partical Board & Solid Wood

Handle Profile Router Bit T.C.T (Brazed) - YTB 62 (2pcs Set)

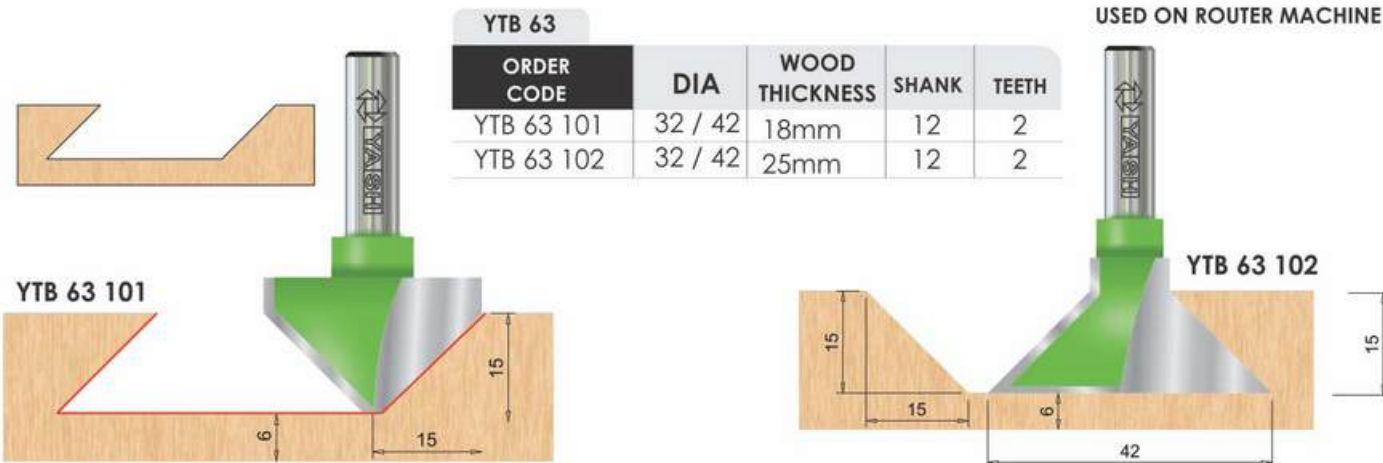
USED ON ROUTER MACHINE




| YTB 62 | | | | |
|------------|---------|----------------|-------|-------|
| ORDER CODE | DIA | WOOD THICKNESS | SHANK | TEETH |
| YTB 62 101 | 26 / 34 | 18mm | 12 | 2 |
| YTB 62 102 | 26 / 34 | 25mm | 12 | 2 |

Handle Profile Router Bit T.C.T (Brazed) - YTB 63 (2pcs Set)

USED ON ROUTER MACHINE



| YTB 63 | | | | |
|------------|---------|----------------|-------|-------|
| ORDER CODE | DIA | WOOD THICKNESS | SHANK | TEETH |
| YTB 63 101 | 32 / 42 | 18mm | 12 | 2 |
| YTB 63 102 | 32 / 42 | 25mm | 12 | 2 |



Technical Details :

Use on Spindle Moulder Machines

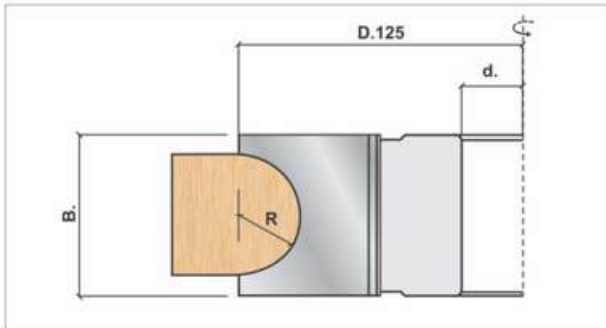
Application :

Solid Wood , MDF, Particle Board & Ply Wood




YTB 64

| ORDER CODE | DIA | WOOD THICKNESS | BORE | | | TEETH |
|------------|-----|----------------|------|-------|----|-------|
| YTB 64 101 | 125 | 12mm / 6 R | 30 | 31.75 | 35 | 4 |
| YTB 64 102 | 125 | 15mm / 7.5 R | 30 | 31.75 | 35 | 4 |
| YTB 64 103 | 125 | 16mm / 8 R | 30 | 31.75 | 35 | 4 |
| YTB 64 104 | 125 | 18mm / 9 R | 30 | 31.75 | 35 | 4 |
| YTB 64 105 | 125 | 20mm / 10 R | 30 | 31.75 | 35 | 4 |
| YTB 64 106 | 125 | 25mm / 12.5 R | 30 | 31.75 | 35 | 4 |
| YTB 64 107 | 125 | 30mm / 15 R | 30 | 31.75 | 35 | 4 |
| YTB 64 108 | 125 | 32mm / 16 R | 30 | 31.75 | 35 | 4 |
| YTB 64 109 | 125 | 35mm / 17.5 R | 30 | 31.75 | 35 | 4 |
| YTB 64 110 | 125 | 36mm / 18 R | 30 | 31.75 | 35 | 4 |
| YTB 64 111 | 125 | 38mm / 19 R | 30 | 31.75 | 35 | 4 |
| YTB 64 112 | 125 | 40mm / 20 R | 30 | 31.75 | 35 | 4 |
| YTB 64 113 | 125 | 45mm / 22.5 R | 30 | 31.75 | 35 | 4 |
| YTB 64 114 | 150 | 50mm / 25 R | 30 | 31.75 | 35 | 4 |
| YTB 64 115 | 150 | 60mm / 30 R | 30 | 31.75 | 35 | 4 |

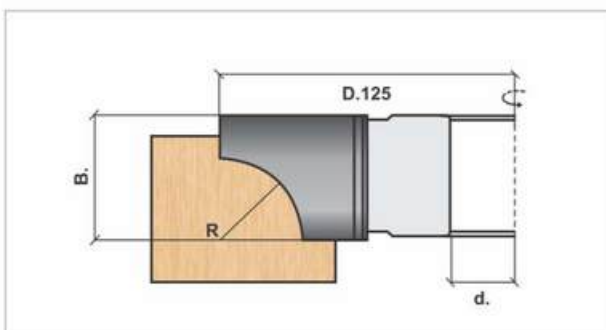


Quarter Radius Cutter T.C.T (Brazed) - YTB 65




YTB 65

| ORDER CODE | DIA | WOOD THICKNESS | BORE | | | TEETH |
|------------|-----|----------------|------|-------|----|-------|
| YTB 65 101 | 125 | 4 R | 30 | 31.75 | 35 | 4 |
| YTB 65 102 | 125 | 6 R | 30 | 31.75 | 35 | 4 |
| YTB 65 103 | 125 | 8 R | 30 | 31.75 | 35 | 4 |
| YTB 65 104 | 125 | 9 R | 30 | 31.75 | 35 | 4 |
| YTB 65 105 | 125 | 10 R | 30 | 31.75 | 35 | 4 |
| YTB 65 106 | 125 | 12.5 R | 30 | 31.75 | 35 | 4 |
| YTB 65 107 | 125 | 15 R | 30 | 31.75 | 35 | 4 |
| YTB 65 108 | 125 | 18 R | 30 | 31.75 | 35 | 4 |
| YTB 65 109 | 125 | 22 R | 30 | 31.75 | 35 | 4 |
| YTB 65 110 | 125 | 25 R | 30 | 31.75 | 35 | 4 |
| YTB 65 111 | 125 | 30 R | 30 | 31.75 | 35 | 4 |
| YTB 65 112 | 125 | 32 R | 30 | 31.75 | 35 | 4 |
| YTB 65 113 | 125 | 35 R | 30 | 31.75 | 35 | 4 |
| YTB 65 114 | 150 | 40 R | 30 | 31.75 | 35 | 4 |
| YTB 65 115 | 175 | 50 R | 30 | 31.75 | 35 | 4 |
| YTB 65 116 | 200 | 60 R | 30 | 31.75 | 35 | 4 |



Edge Rounding Cutter T.C.T (Brazed) - YTB 66



Technical Details :

Use on Spindle Moulder Machines

Application :

Solid Wood , MDF, Particle Board & Ply Wood

YTB 66

| ORDER CODE | DIA | WOOD THICKNESS | BORE | | | TEETH |
|------------|-----|----------------|------|-------|----|-------|
| YTB 66 101 | 125 | 18mm / 4 R | 30 | 31.75 | 35 | 4 |
| YTB 66 102 | 125 | 25mm / 4 R | 30 | 31.75 | 35 | 4 |
| YTB 66 103 | 125 | 25mm / 6 R | 30 | 31.75 | 35 | 4 |
| YTB 66 104 | 125 | 35mm / 6 R | 30 | 31.75 | 35 | 4 |
| YTB 66 105 | 125 | 35mm / 9 R | 30 | 31.75 | 35 | 4 |

Table Top Bull Nose Cutter T.C.T (Brazed) - YTB 67



YTB 67

Bull Nose

| ORDER CODE | DIA | WOOD THICKNESS | BORE | | | TEETH |
|------------|-----|----------------|------|-------|----|-------|
| YTB 67 101 | 150 | 18mm | 30 | 31.75 | 35 | 4 |
| YTB 67 102 | 150 | 25mm | 30 | 31.75 | 35 | 4 |
| YTB 67 103 | 150 | 35mm | 30 | 31.75 | 35 | 4 |
| YTB 67 104 | 150 | 50mm | 30 | 31.75 | 35 | 4 |

Bull Nose



Duck Nose




YTB 67

Duck Nose

| ORDER CODE | DIA | WOOD THICKNESS | BORE | | | TEETH |
|------------|-----|----------------|------|-------|----|-------|
| YTB 67 105 | 150 | 18mm | 30 | 31.75 | 35 | 4 |
| YTB 67 106 | 150 | 25mm | 30 | 31.75 | 35 | 4 |
| YTB 67 107 | 150 | 35mm | 30 | 31.75 | 35 | 4 |
| YTB 67 108 | 150 | 50mm | 30 | 31.75 | 35 | 4 |

Adjustable Lock Drawer Cutter T.C.T (Brazed) - YTB 68



Technical Details :

Use on Spindle Moulder Machines

Application :

Solid Wood , MDF, Particle Board & Ply Wood

YTB 68

| ORDER CODE | DIA | WOOD THICKNESS | BORE | | | TEETH |
|------------|-----|----------------|------|-------|----|-------|
| YTB 68 101 | 125 | 4mm | 30 | 31.75 | 35 | 6 |
| YTB 68 102 | 125 | 6mm | 30 | 31.75 | 35 | 6 |
| YTB 68 103 | 125 | 8mm | 30 | 31.75 | 35 | 6 |
| YTB 68 104 | 125 | 10mm | 30 | 31.75 | 35 | 6 |
| YTB 68 105 | 125 | 12mm | 30 | 31.75 | 35 | 6 |

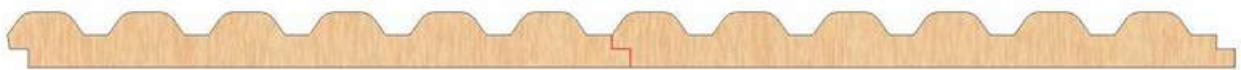
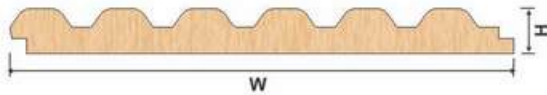


Technical Details :

Use on Spindle Moulder, Four Side Moulder machine

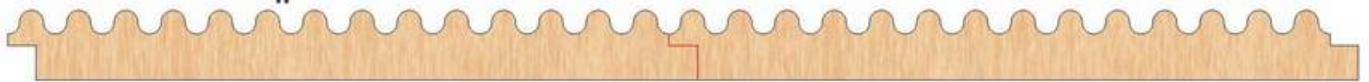
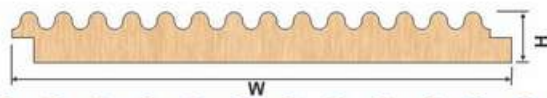

Application :

Solid Wood, MDF Board & practical board



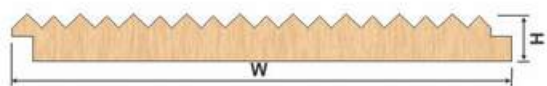
YTB 69

| ORDER CODE | DIA | WIDTH | BORE | | | TEETH |
|------------|-----|-------|------|-------|----|-------|
| YTB 69 101 | 125 | 100mm | 30 | 31.75 | 35 | 4 |
| YTB 69 102 | 125 | 115mm | 30 | 31.75 | 35 | 4 |
| YTB 69 103 | 125 | 130mm | 30 | 31.75 | 35 | 4 |



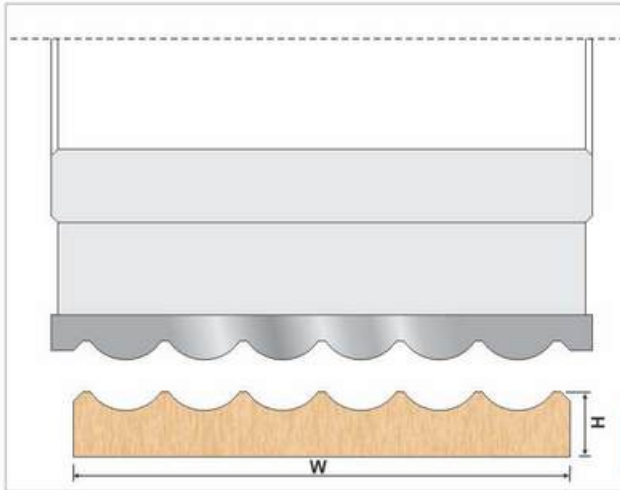
YTB 69

| ORDER CODE | DIA | WIDTH | BORE | | | TEETH |
|------------|-----|-------|------|-------|----|-------|
| YTB 69 104 | 125 | 100mm | 30 | 31.75 | 35 | 4 |
| YTB 69 105 | 125 | 115mm | 30 | 31.75 | 35 | 4 |
| YTB 69 106 | 125 | 130mm | 30 | 31.75 | 35 | 4 |



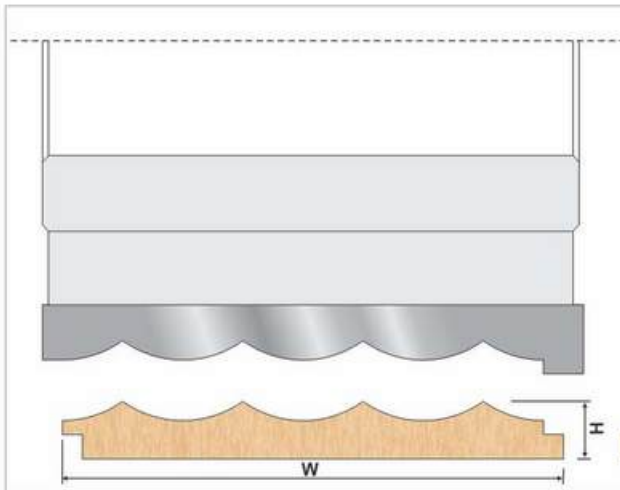
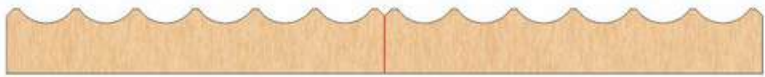
YTB 69

| ORDER CODE | DIA | WIDTH | BORE | | | TEETH |
|------------|-----|-------|------|-------|----|-------|
| YTB 69 107 | 125 | 100mm | 30 | 31.75 | 35 | 4 |
| YTB 69 108 | 125 | 115mm | 30 | 31.75 | 35 | 4 |
| YTB 69 109 | 125 | 130mm | 30 | 31.75 | 35 | 4 |



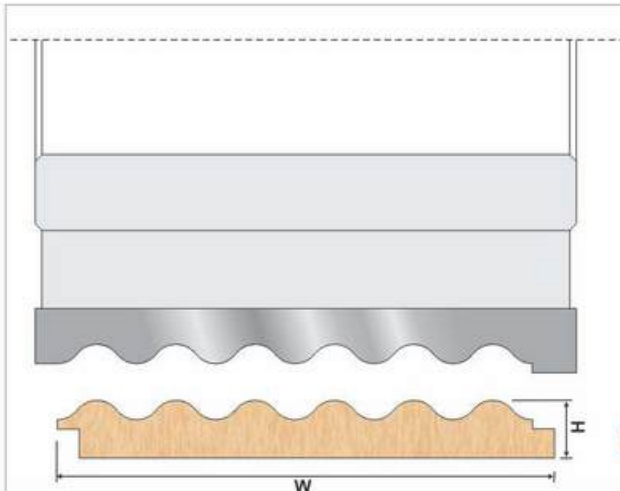
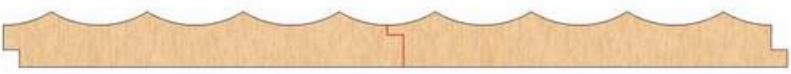
YTB 69

| ORDER CODE | DIA | WIDTH | BORE | | | TEETH |
|------------|-----|-------|------|-------|----|-------|
| YTB 69 110 | 125 | 100mm | 30 | 31.75 | 35 | 4 |
| YTB 69 111 | 125 | 115mm | 30 | 31.75 | 35 | 4 |
| YTB 69 112 | 125 | 130mm | 30 | 31.75 | 35 | 4 |



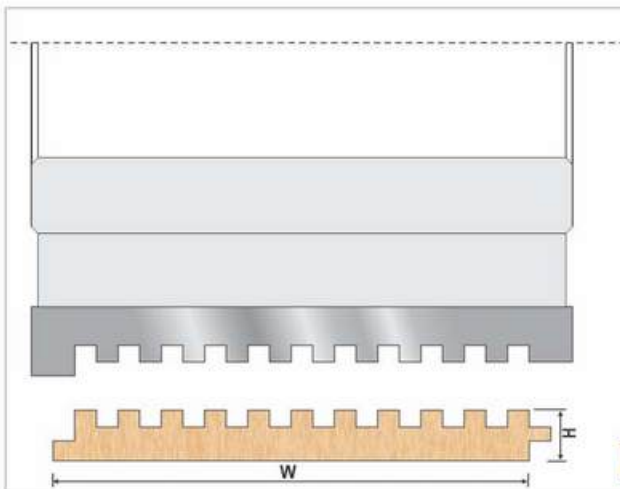
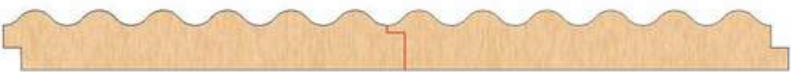
YTB 69

| ORDER CODE | DIA | WIDTH | BORE | | | TEETH |
|------------|-----|-------|------|-------|----|-------|
| YTB 69 113 | 125 | 100mm | 30 | 31.75 | 35 | 4 |
| YTB 69 114 | 125 | 115mm | 30 | 31.75 | 35 | 4 |
| YTB 69 115 | 125 | 130mm | 30 | 31.75 | 35 | 4 |



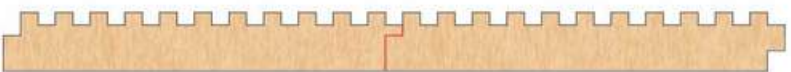
YTB 69

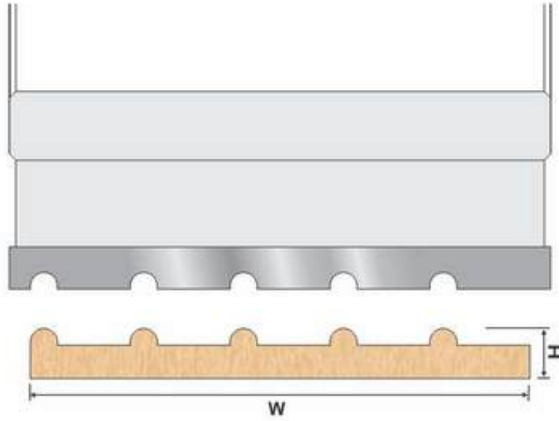
| ORDER CODE | DIA | WIDTH | BORE | | | TEETH |
|------------|-----|-------|------|-------|----|-------|
| YTB 69 116 | 125 | 100mm | 30 | 31.75 | 35 | 4 |
| YTB 69 117 | 125 | 115mm | 30 | 31.75 | 35 | 4 |
| YTB 69 118 | 125 | 130mm | 30 | 31.75 | 35 | 4 |



YTB 69

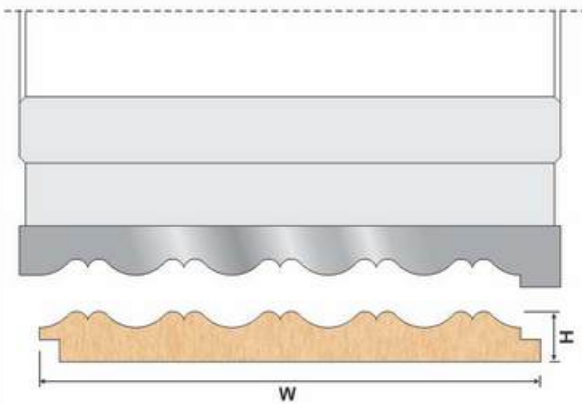
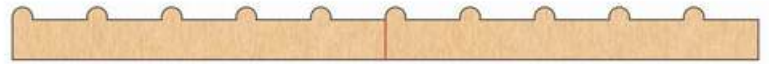
| ORDER CODE | DIA | WIDTH | BORE | | | TEETH |
|------------|-----|-------|------|-------|----|-------|
| YTB 69 119 | 125 | 100mm | 30 | 31.75 | 35 | 4 |
| YTB 69 120 | 125 | 115mm | 30 | 31.75 | 35 | 4 |
| YTB 69 121 | 125 | 130mm | 30 | 31.75 | 35 | 4 |





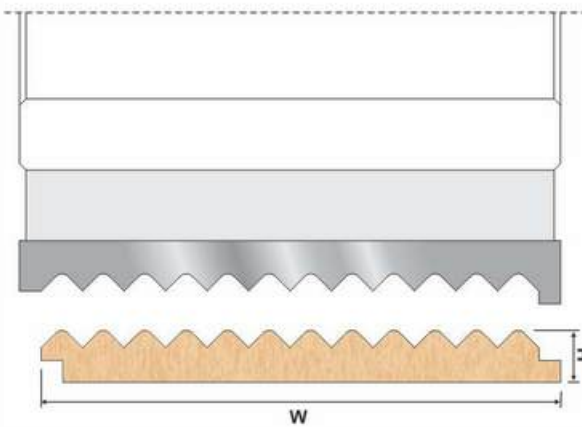
YTB 69

| ORDER CODE | DIA | WIDTH | BORE | | | TEETH |
|------------|-----|-------|------|-------|----|-------|
| YTB 69 122 | 125 | 100mm | 30 | 31.75 | 35 | 4 |
| YTB 69 123 | 125 | 115mm | 30 | 31.75 | 35 | 4 |
| YTB 69 124 | 125 | 130mm | 30 | 31.75 | 35 | 4 |



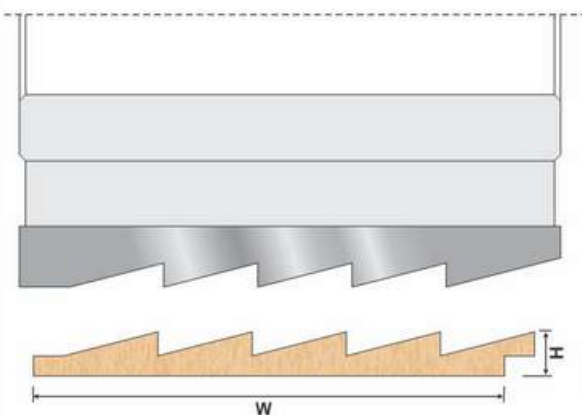
YTB 69

| ORDER CODE | DIA | WIDTH | BORE | | | TEETH |
|------------|-----|-------|------|-------|----|-------|
| YTB 69 125 | 125 | 100mm | 30 | 31.75 | 35 | 4 |
| YTB 69 126 | 125 | 115mm | 30 | 31.75 | 35 | 4 |
| YTB 69 127 | 125 | 130mm | 30 | 31.75 | 35 | 4 |



YTB 69

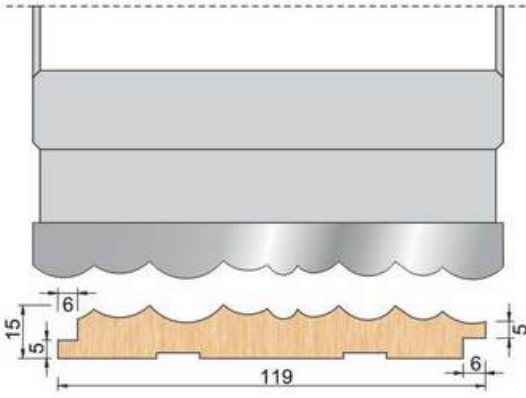
| ORDER CODE | DIA | WIDTH | BORE | | | TEETH |
|------------|-----|-------|------|-------|----|-------|
| YTB 69 128 | 125 | 100mm | 30 | 31.75 | 35 | 4 |
| YTB 69 129 | 125 | 115mm | 30 | 31.75 | 35 | 4 |
| YTB 69 130 | 125 | 130mm | 30 | 31.75 | 35 | 4 |



YTB 69

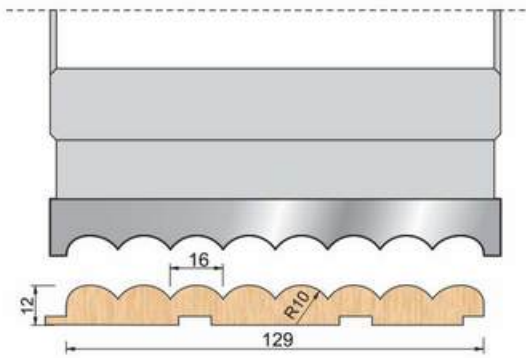
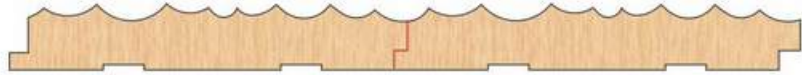
| ORDER CODE | DIA | WIDTH | BORE | | | TEETH |
|------------|-----|-------|------|-------|----|-------|
| YTB 69 131 | 125 | 100mm | 30 | 31.75 | 35 | 4 |
| YTB 69 132 | 125 | 115mm | 30 | 31.75 | 35 | 4 |
| YTB 69 133 | 125 | 130mm | 30 | 31.75 | 35 | 4 |





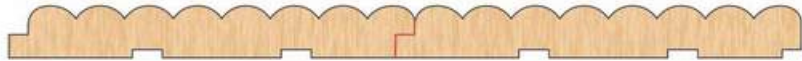
YTB 69

| ORDER CODE | DIA | WIDTH | BORE | | | TEETH |
|------------|-----|-------|------|-------|----|-------|
| YTB 69 134 | 125 | 100mm | 30 | 31.75 | 35 | 4 |
| YTB 69 135 | 125 | 115mm | 30 | 31.75 | 35 | 4 |
| YTB 69 136 | 125 | 130mm | 30 | 31.75 | 35 | 4 |



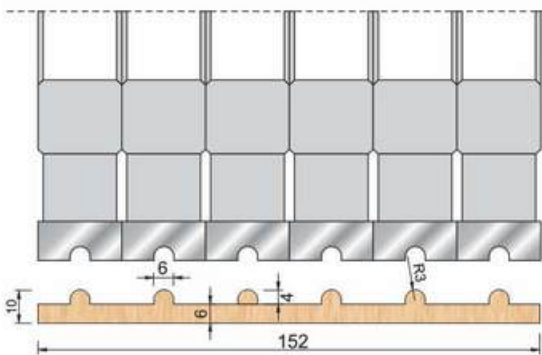
YTB 69

| ORDER CODE | DIA | WIDTH | BORE | | | TEETH |
|------------|-----|-------|------|-------|----|-------|
| YTB 69 137 | 125 | 100mm | 30 | 31.75 | 35 | 4 |
| YTB 69 138 | 125 | 115mm | 30 | 31.75 | 35 | 4 |
| YTB 69 139 | 125 | 130mm | 30 | 31.75 | 35 | 4 |



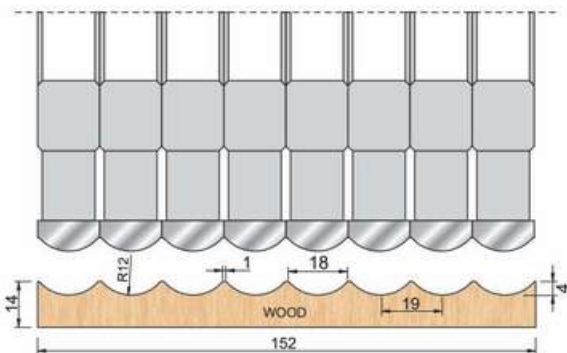
Paneling For Wall Design Cutter T.C.T (Brazed) - YTB 70

Adjustable
Paneling For Wall Design Cutter



YTB 70

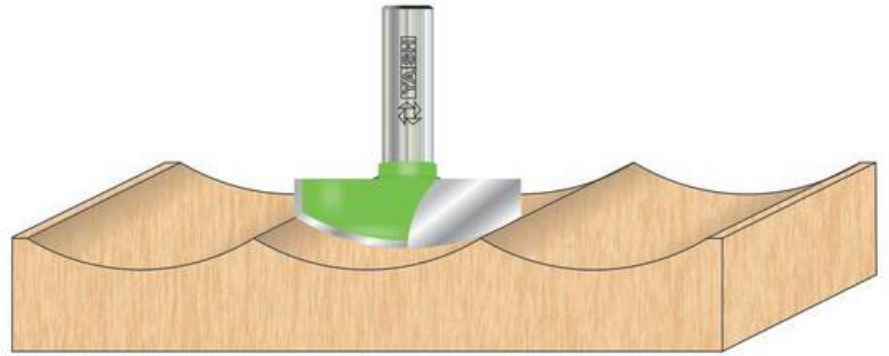
| ORDER CODE | DIA | WIDTH | BORE | | | TEETH |
|------------|-----|-------|------|-------|----|-------|
| YTB 70 101 | 125 | 100mm | 30 | 31.75 | 35 | 4 |
| YTB 70 102 | 125 | 115mm | 30 | 31.75 | 35 | 4 |
| YTB 70 103 | 125 | 130mm | 30 | 31.75 | 35 | 4 |



YTB 70

| ORDER CODE | DIA | WIDTH | BORE | | | TEETH |
|------------|-----|-------|------|-------|----|-------|
| YTB 70 104 | 125 | 100mm | 30 | 31.75 | 35 | 4 |
| YTB 70 105 | 125 | 115mm | 30 | 31.75 | 35 | 4 |
| YTB 70 106 | 125 | 130mm | 30 | 31.75 | 35 | 4 |





Technical Details :

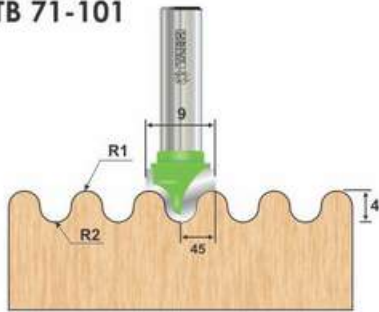
Use on CNC Router Machine

Application :

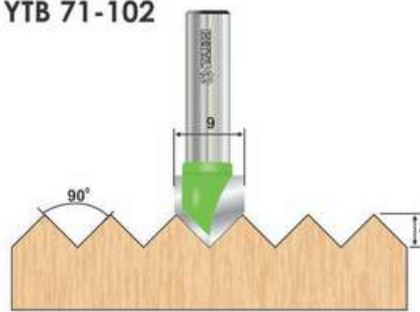
Solid Wood, MDF Board & practical board

SHANK : 8mm & 12mm

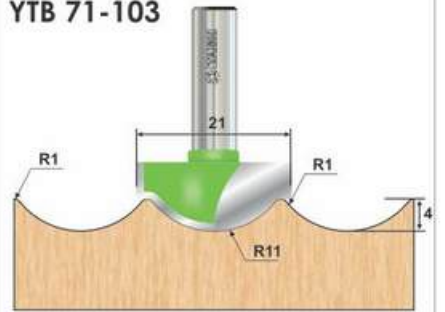
YTB 71-101



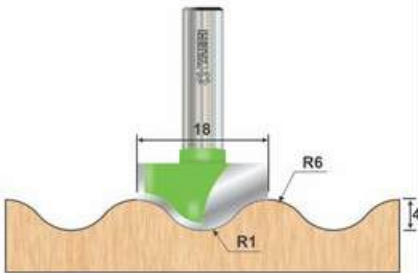
YTB 71-102



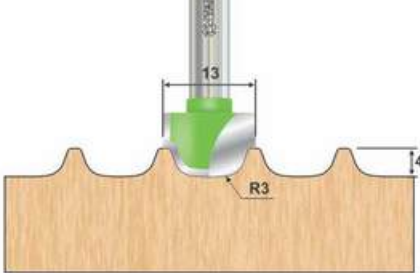
YTB 71-103



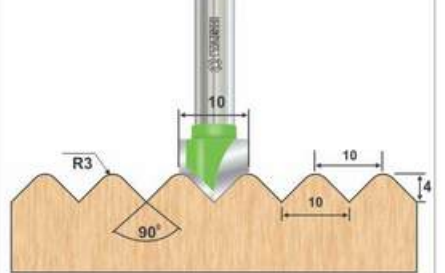
YTB 71-104



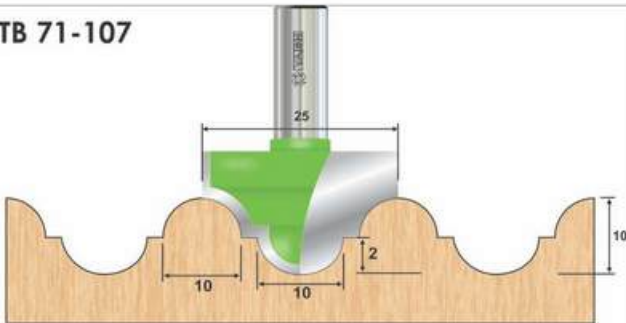
YTB 71-105



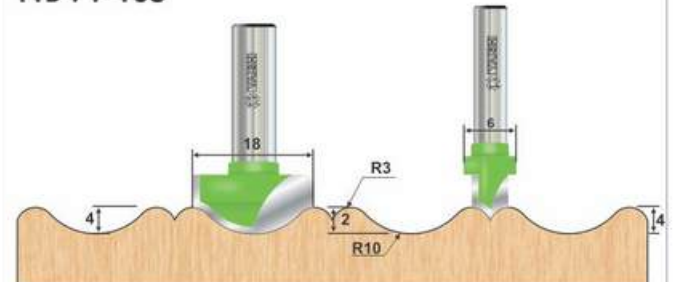
YTB 71-106



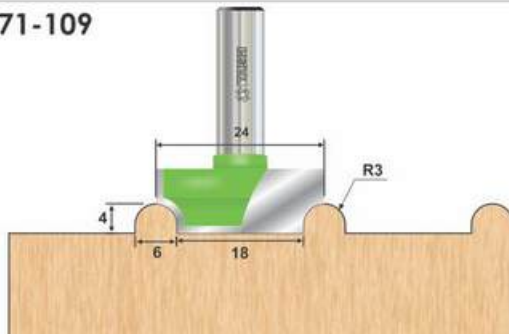
YTB 71-107



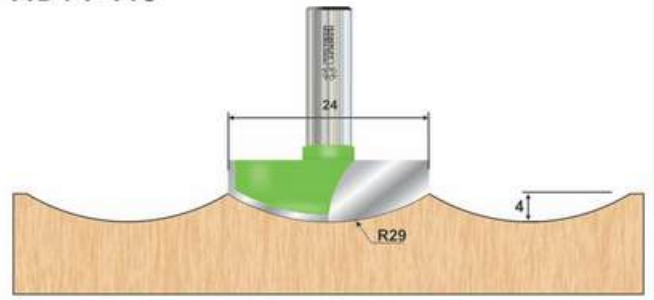
YTB 71-108



YTB 71-109



YTB 71-110



Any Customized Specifications Also Can Make As Per Requirements

Making Pencil Cutter T.C.T (Brazed) - YTB 72



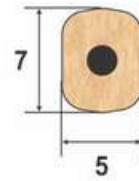
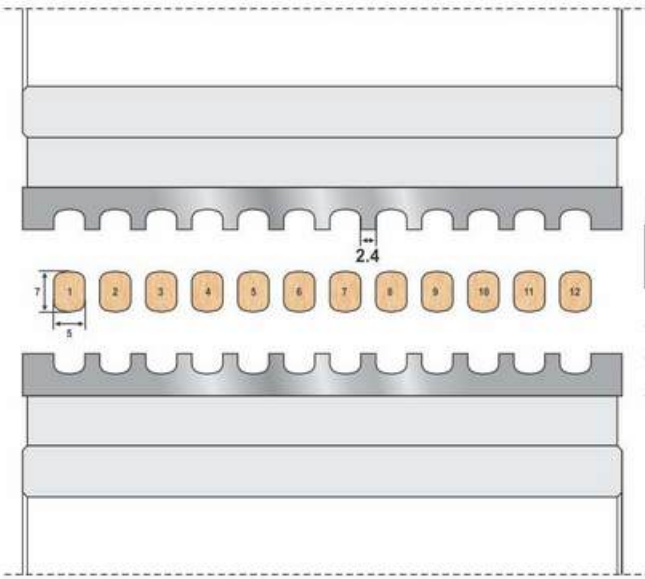
Technical Details :

Use on Four Side moulder machine

Application :

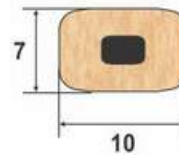
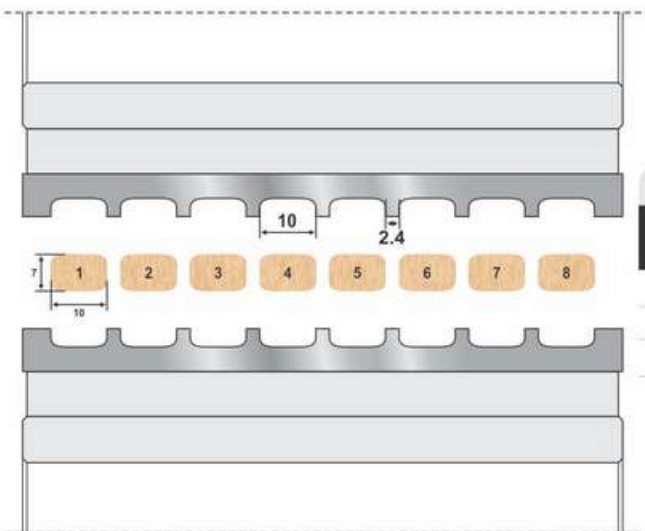
solid wood

Making Pencil Cutter T.C.T (Brazed) - YTB 72



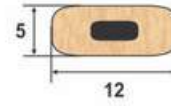
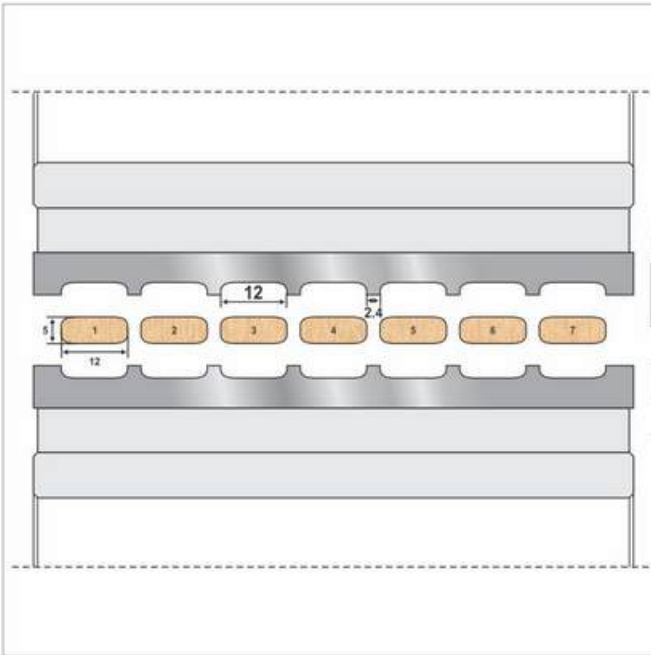
YTB 72

| ORDER CODE | DIA | STICK SIZE | STICK PCS | BORE | TEETH |
|------------|-----|------------|-----------|------|-------|
| YTB 72 101 | 125 | 5 x 7 | 4 | 40 | 6 |
| YTB 72 102 | 125 | 5 x 7 | 8 | 40 | 6 |
| YTB 72 103 | 125 | 5 x 7 | 12 | 40 | 6 |



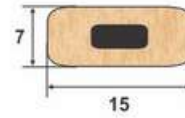
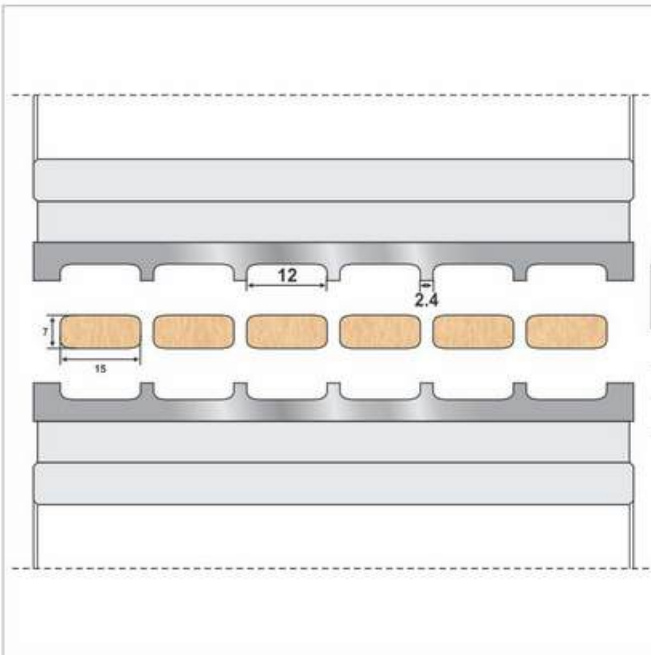
YTB 72

| ORDER CODE | DIA | STICK SIZE | STICK PCS | BORE | TEETH |
|------------|-----|------------|-----------|------|-------|
| YTB 72 104 | 125 | 10 x 7 | 3 | 40 | 6 |
| YTB 72 105 | 125 | 10 x 7 | 6 | 40 | 6 |
| YTB 72 106 | 125 | 10 x 7 | 8 | 40 | 6 |



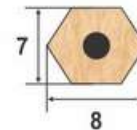
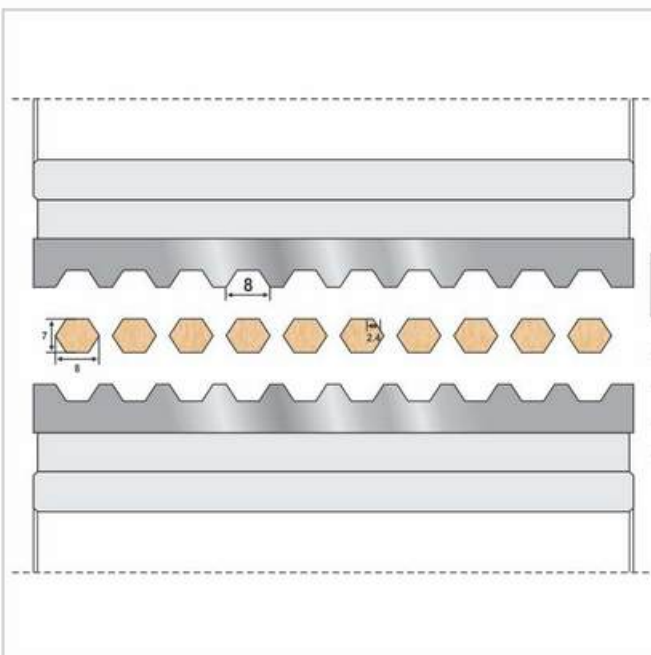
YTB 72

| ORDER CODE | DIA | STICK SIZE | STICK PCS | BORE | TEETH |
|------------|-----|------------|-----------|------|-------|
| YTB 72 107 | 125 | 12 x 5 | 4 | 40 | 6 |
| YTB 72 108 | 125 | 12 x 5 | 6 | 40 | 6 |
| YTB 72 109 | 125 | 12 x 5 | 8 | 40 | 6 |



YTB 72

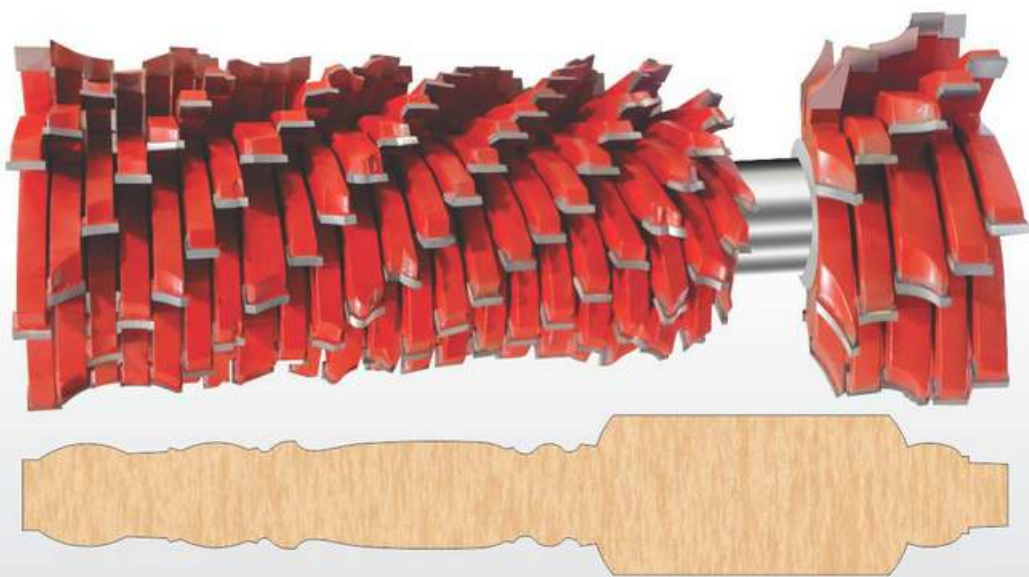
| ORDER CODE | DIA | STICK SIZE | STICK PCS | BORE | TEETH |
|------------|-----|------------|-----------|------|-------|
| YTB 72 110 | 125 | 15 x 7 | 2 | 40 | 6 |
| YTB 72 111 | 125 | 15 x 7 | 4 | 40 | 6 |
| YTB 72 112 | 125 | 15 x 7 | 6 | 40 | 6 |



YTB 72

| ORDER CODE | DIA | STICK SIZE | STICK PCS | BORE | TEETH |
|------------|-----|------------|-----------|------|-------|
| YTB 72 113 | 125 | 7 x 8 | 4 | 40 | 6 |
| YTB 72 114 | 125 | 7 x 8 | 6 | 40 | 6 |
| YTB 72 115 | 125 | 7 x 8 | 8 | 40 | 6 |
| YTB 72 116 | 125 | 7 x 8 | 10 | 40 | 6 |


Wooden Tabel Leg Making Cutter T.C.T (Brazed) - YTB 73 (30 Pcs Set)



Cutter Set For Wooden Table Legs Every Project Enjoy countless memories around the perfect table. Dining and Furniture legs from Timber Wolf are as per your design and size, ideal for you next table build. Available in a variety of wood species and styles , these versatile table legs arrive unfinished to your door. Sanded and project ready, furniture legs are a great way to add incredible value to the home.



LEG MANUFACTURING MACHINE & CUTTERS by



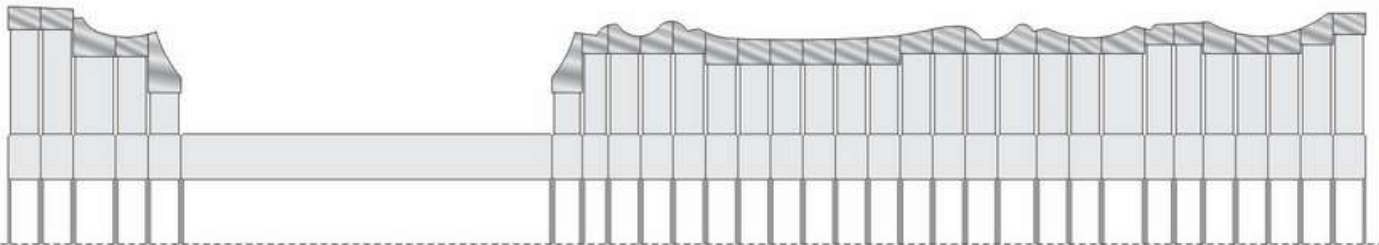
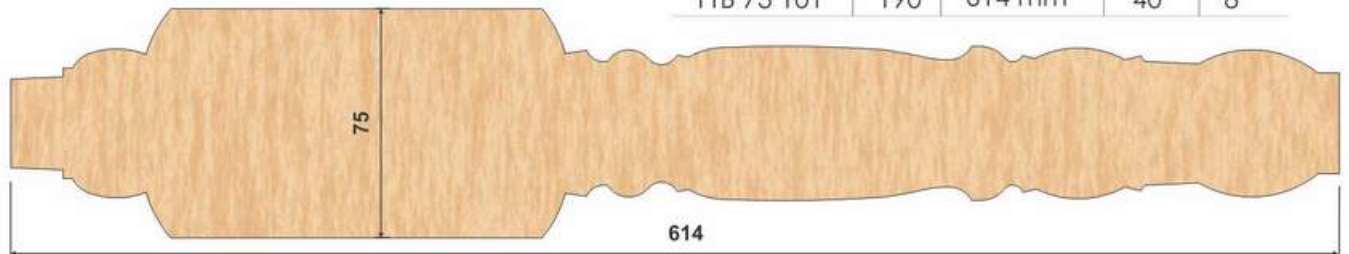
30 Pcs Set



Wooden Tabel Leg Making Cutter T.C.T (Brazed) - YTB 73 (30 Pcs Set)

YTB 73

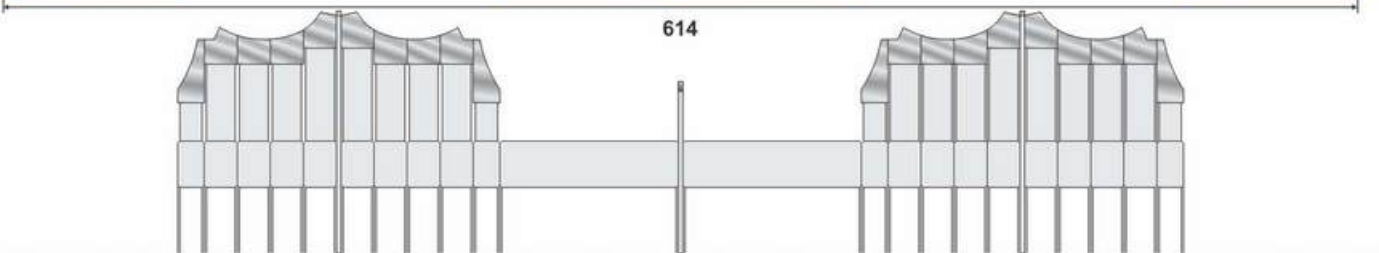
| ORDER CODE | DIA | WOODEN LENGTH | BORE | TEETH |
|------------|-----|---------------|------|-------|
| YTB 73 101 | 190 | 614 mm | 40 | 8 |



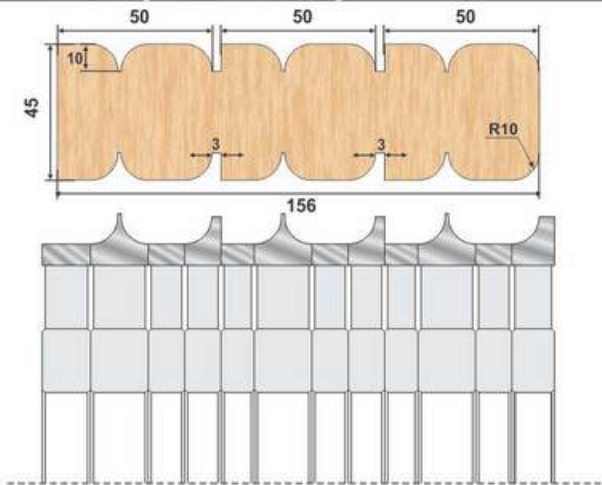
Wooden Tabel Leg Making Cutter T.C.T (Brazed) - YTB 73 (23 Pcs Set)

YTB 73

| ORDER CODE | DIA | WOODEN LENGTH | BORE | TEETH |
|------------|-----|---------------|------|-------|
| YTB 73 102 | 190 | 614 mm | 40 | 8 |

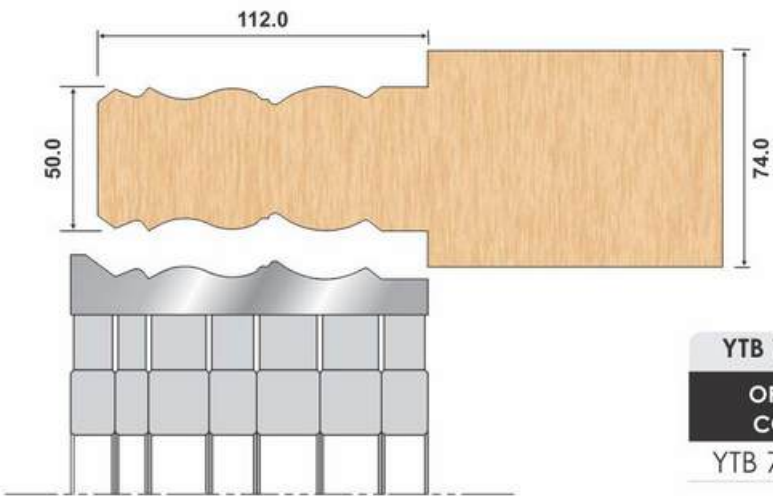


Wooden Tabel Leg Making Cutter T.C.T (Brazed) - YTB 73 (12 Pcs Set)



| YTB 73 | | | | |
|------------|-----|---------------|------|-------|
| ORDER CODE | DIA | WOODEN LENGTH | BORE | TEETH |
| YTB 73 103 | 175 | 160 mm | 40 | 8 |

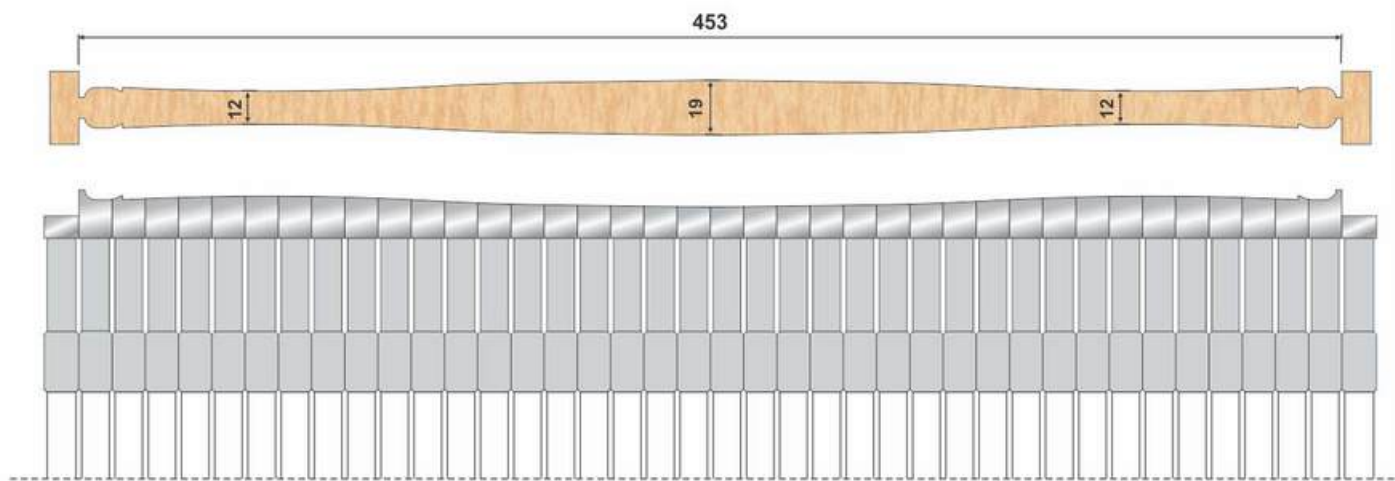
Wooden Tabel Leg Making Cutter T.C.T (Brazed) - YTB 73 (7 Pcs Set)



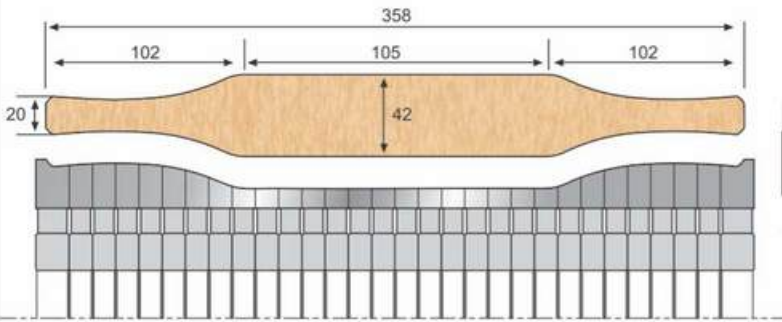
| YTB 73 | | | | |
|------------|-----|---------------|------|-------|
| ORDER CODE | DIA | WOODEN LENGTH | BORE | TEETH |
| YTB 73 104 | 190 | 115mm | 40 | 8 |

Belan Rolling Pin Making Cutter T.C.T (Brazed) - YTB 73 (40 Pcs Set)

| YTB 73 | | | | |
|------------|-----|---------------|------|-------|
| ORDER CODE | DIA | WOODEN LENGTH | BORE | TEETH |
| YTB 73 105 | 190 | 455 mm | 40 | |



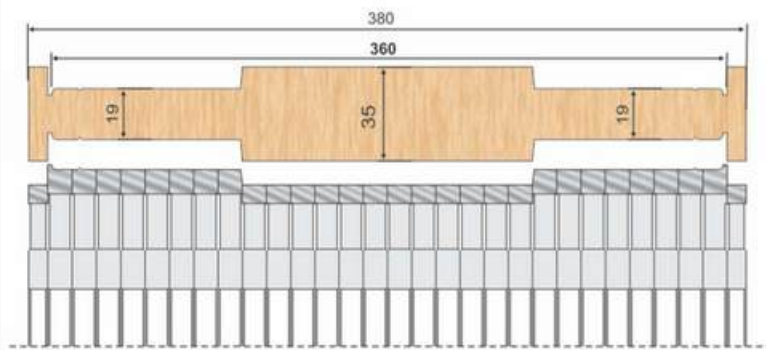
Belan Rolling Pin Making Cutter T.C.T (Brazed) -
YTB 73 (30 Pcs Set)



YTB 73

| ORDER CODE | DIA | WOODEN LENGTH | BORE | TEETH |
|------------|-----|---------------|------|-------|
| YTB 73 106 | 190 | 360 mm | 40 | 8 |

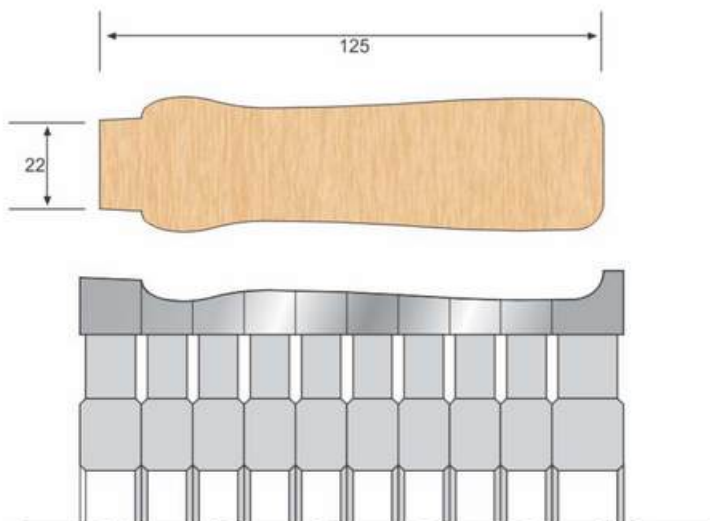
Belan Rolling Pin Making Cutter T.C.T (Brazed) - YTB 73 (30 Pcs Set)



YTB 73

| ORDER CODE | DIA | WOODEN LENGTH | BORE | TEETH |
|------------|-----|---------------|------|-------|
| YTB 73 107 | 190 | 380 mm | 40 | 8 |

Handel Profile Making Cutter T.C.T (Brazed) - YTB 73 (10 Pcs Set)



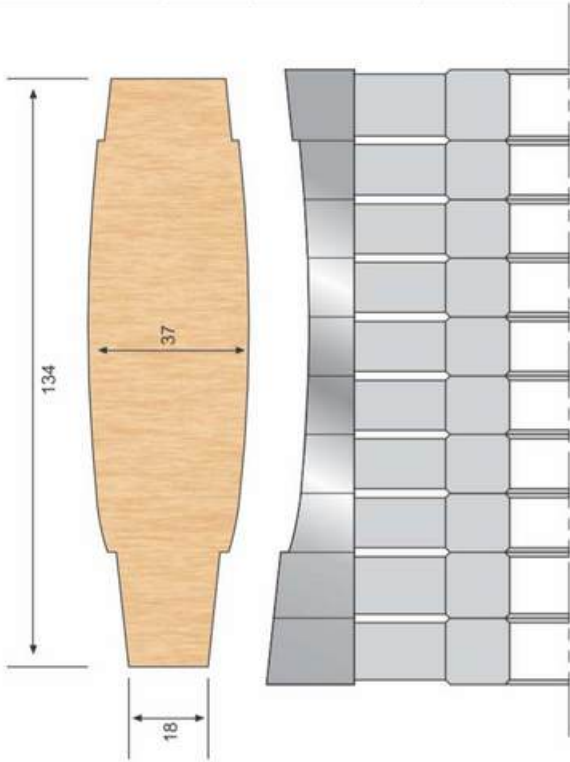
YTB 73

| ORDER CODE | DIA | WOODEN LENGTH | BORE | TEETH |
|------------|-----|---------------|------|-------|
| YTB 73 108 | 190 | 125 mm | 40 | 8 |

Handel Profile Making Cutter T.C.T (Brazed) - YTB 73 (10 Pcs Set)

YTB 73

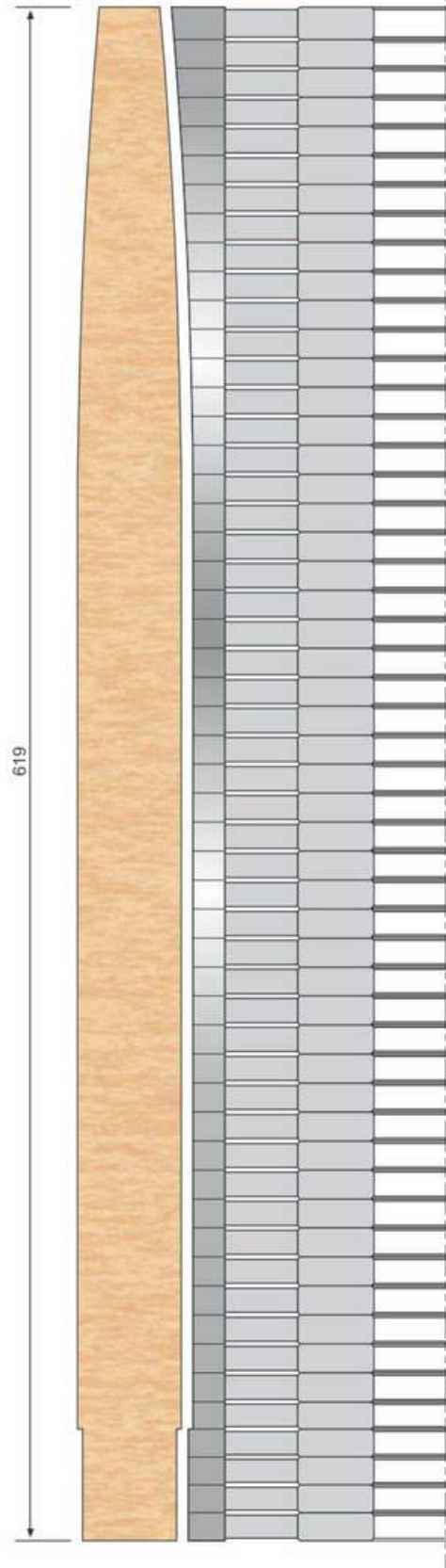
| ORDER CODE | DIA | WOODEN LENGTH | BORE | TEETH |
|------------|-----|---------------|------|-------|
| YTB 73 109 | 190 | 135 mm | 40 | 8 |



Handel Profile Making Cutter T.C.T (Brazed) - YTB 73 (53 Pcs Set)


YTB 73

| ORDER CODE | DIA | WOODEN LENGTH | BORE | TEETH |
|------------|-----|---------------|------|-------|
| YTB 73 110 | 190 | 620 mm | 40 | 8 |



Tool For CNC Wood Turning Lathe T.C.T (Brazed) - YTB 74

YTB 74 101



YTB 74 102

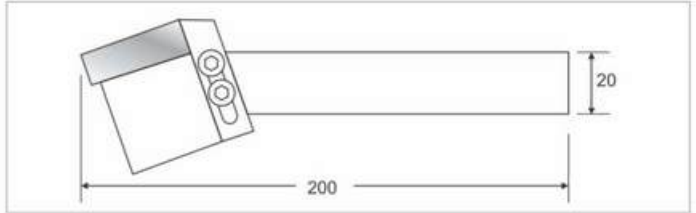


Technical Details :

Use on CNC Wood Turning Lathe

Application :

You can use these tools for a variety of woodturning tasks, such as thread cutting, grooving, finishing, and roughing. They are perfect for making turned wood components such as table legs, chair parts, and decorative spindles.



YTB 74

| ORDER CODE | DISCRIPTION |
|------------|------------------|
| YTB 74 101 | Full Set - R 1 |
| YTB 74 102 | Extra Lathe Head |

Tool For CNC Wood Turning Lathe T.C.T (Brazed) - YTB 74

YTB 74 103



YTB 74 104

Technical Details :

CNC Wood Turning Lathe


Application :

You can use these tools for a variety of woodturning tasks, such as thread cutting, grooving, finishing, and roughing. They are perfect for making turned wood components such as table legs, chair parts, and decorative spindles.

YTB 74

| ORDER CODE | DISCRIPTION |
|------------|------------------|
| YTB 74 103 | Full Set - R 1 |
| YTB 74 104 | Extra Lathe Head |

Tool For CNC Wood Turning Lathe T.C.T (Brazed) - YTB 74



YTB 74

| ORDER CODE | DESCRIPTION |
|------------|------------------------------|
| YTB 74 105 | Full Set - R 1 (Braze) FIX |


Tool For CNC Wood Turning Lathe T.C.T (Brazed) - YTB 74



YTB 74

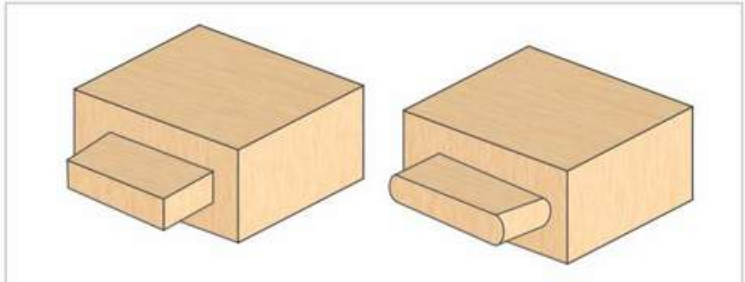
| ORDER CODE | DESCRIPTION | SIZE |
|------------|----------------------------------|----------------|
| YTB 74 106 | Carbide Tipped Round Road Cutter | 72 x 30 x 12mm |

Tenoning Cutter Head T.C.T- YTB 75



Technical Details :
Use on Tenoning Machine

Application :
Hard Wood, Soft Wood



Tenoning Cutter Head T.C.T- YTB 76



Use For Motorized
YTB 161

Machine : Tenoning Machine
Application : Solid 45°, 135°, 90° Tenon Processing
Advantage : Special design for saw blade installation and replacement including 1 piece saw blade



Soft Wood



Hard Wood



Plywood



Chipboard

New **Technology**
One **Quality**
One **Name**

Next Generation Tools By



YASH TOOLING SYSTEM

Plot No.: 462, Road No.: 12, Kathwada G. I. D. C., Odhav, Ahmedabad – 382430, Gujarat, INDIA
Phone : +91 9925430880 , 8000630880, 9925412341 **Email** : yashtoolingsystems@gmail.com